

CMS Snapshot Analysis - Run Analyzer - Missing or Wrong Links per technology - Architecture Layer

Description

In enlighten the links were not coming up between the architecture layers i.e. UI -> BL -> DAL
Links were missing between the layers.

Observed in CAST AIP

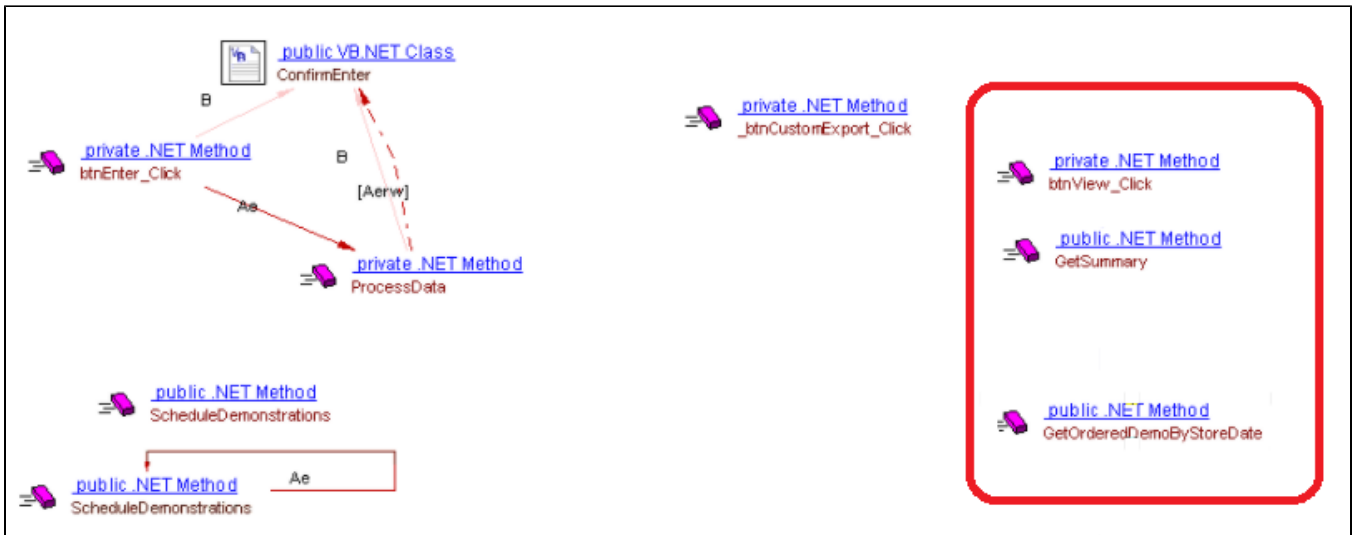
Release	Yes/No
8.1.x	✘
8.0.x	✘
7.3.x, x < 6	✔
7.2.x	✔
7.0.x	✔

Observed on RDBMS

RDBMS	Yes/No
Oracle Server	✔
Microsoft SQL Server	✔
CSS3	✘
CSS2	✘
CSS1	✔

Step by Step Scenario

1. Package and deliver the source code
2. Run the analysis
3. Links are found to be missing between the architecture layer's method, as shown in the screen shot below:



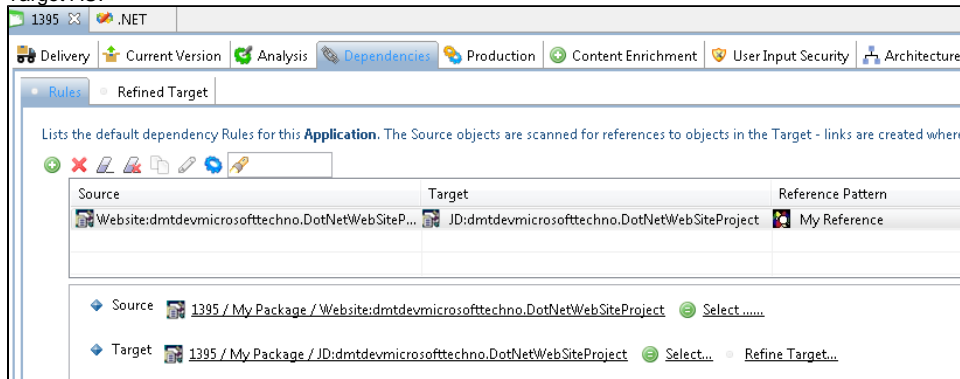
Action Plan

The reference pattern is an entity that is associated to a technology.

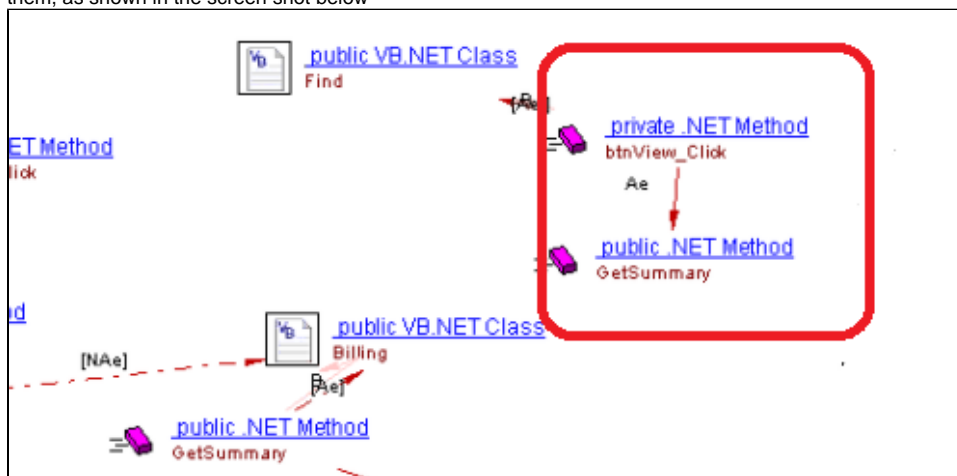
It would check if the regular expression is correct and permit to create links to a specific AU.

Reference pattern can be added in a dependency rule to create a desired link between object in source AU and object in Target AU.

1. In the Technologies tab select .NET and go to Reference Pattern. Give proper name of the RF and write a regular expression which should be common between the objects.
2. Now go back to the application and select the **Dependency tab** to create a desired link between the object in source AU and object in the Target AU.



3. Go to **Content Enrichment** tab and add the RF to the tool run after the analysis.
4. Run the analysis.
5. Open Enlighten and drop the objects in source AU and target AU, after the successful completion of the analysis. You will see the link between them, as shown in the screen shot below



Impact on Analysis Results and Dashboard

Use To be Decided (TBD) in case you don't know about the impact.

Notes/comments

Ticket # 1453

Related Pages