

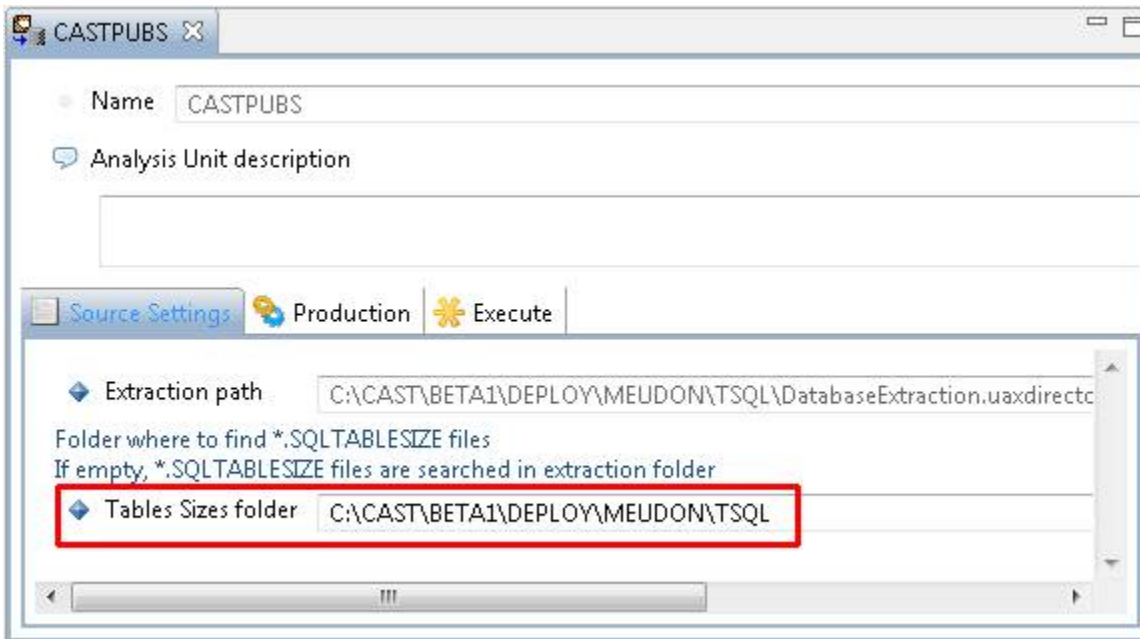
# CMS - How to enable the XXL Quality Rules using the Table Size Folder

## How to enable the XXL Quality Rules using the Table Size Folder

XXL table Quality Rules are performance related Quality Rules that help detect incorrect or poorly performing SQL queries running on **XXL tables**.

XXL tables can be defined as **extremely large tables**, containing a large amount of data. The threshold that determines when a table is considered to contain a large amount of data can be configured by the user using the [Assessment Models editor](#) ([Contextual Parameters tab](#))- the default is **100,000**.

In order to enable these XXL tables Quality Rules it is necessary to provide the analyzer with table row size information. This can be done using the **Table Size Folder** option in the relevant [Analysis Unit editor](#). For example:



This folder must be populated with XML files that define your table row size information. These XML files must use the extension `.SQLTABLESIZE`. A syntactically correct example file is displayed:

- [Here](#) (for Microsoft SQL Server, Oracle Server, Sybase ASE, IBM-DB2, and IBM-zOS)
- [Here](#) (for SAP)

Note that an alternative syntax is available for those using the SQL Analyzer extension. Please see the relevant documentation for more information.

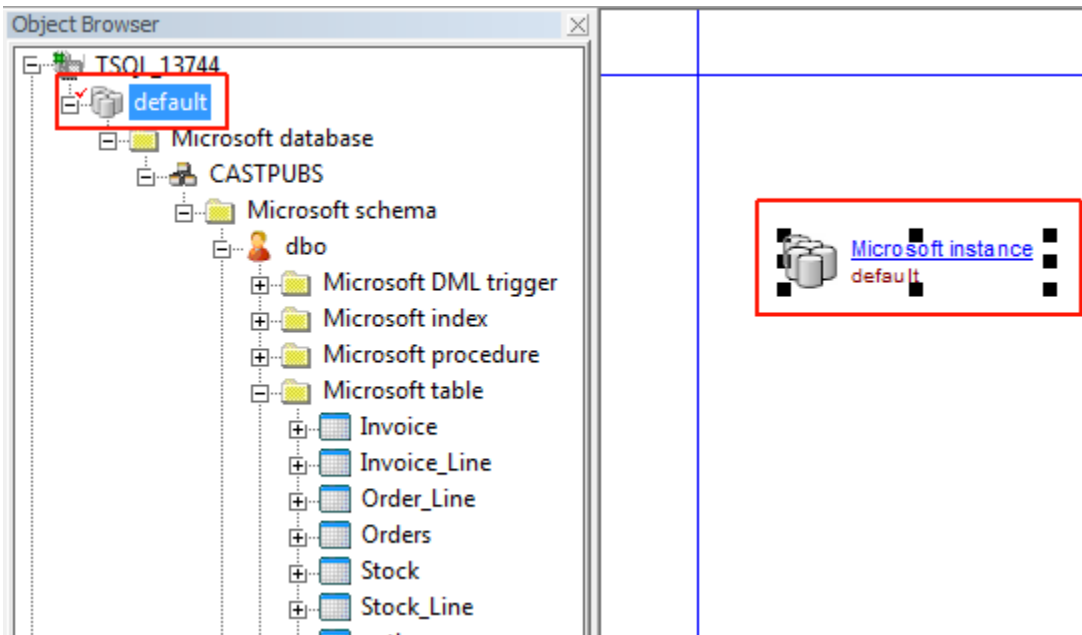
### Determining server and database/schema names to use in the `.SQLTABLESIZE` files

The **server**, **database/schema** and **table** nodes in the `.SQLTABLESIZE` file must match the information stored in the CAST Analysis Service following an initial analysis. You can determine this information in several ways:

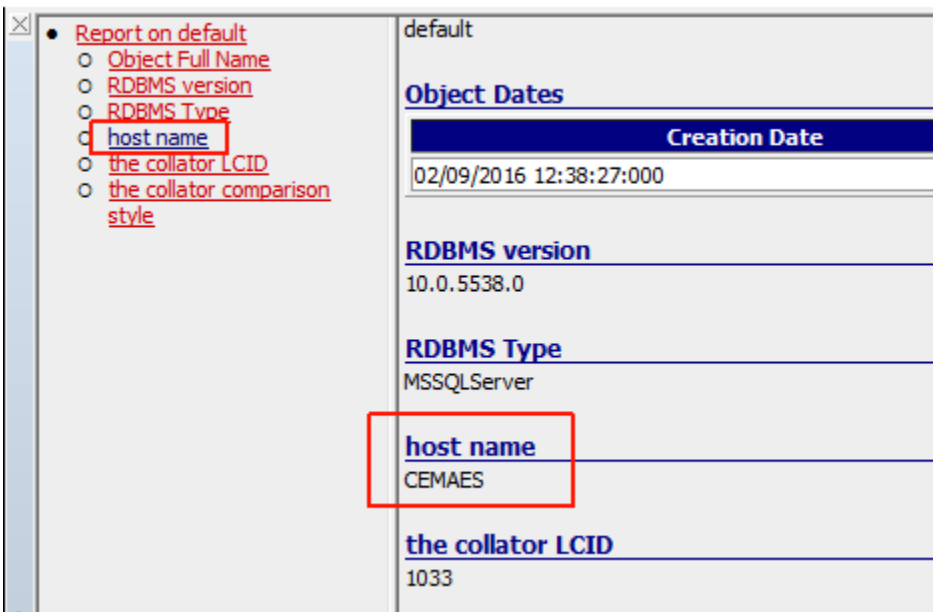
#### Find the server name

##### - Using CAST Enlighten

- Right click the **Instance** either in the **Object Browser** or in the **Graphical View**:



- Select **Properties** to update the Property window. The "host" name highlighted below can be used to define the "Server" node in the .SQLTABLESIZE file:



#### - Using CAST System Views

You can query the CAST System Views in the Analysis Service to identify the "server" name. Run the following query (this is customised for CSS servers, but can be adapted to Microsoft SQL Server and Sybase ASE):

```
select DESCRIPTION from <analysis_service>.CSV_OBJECT_DESCRIPTIONS where DESC_TYPE = 'host name'
```

#### Find the Database and Table name

Databases/Schemas and Tables can be easily identified in CAST Enlighten using the **Object Browser** or the **Graphical View**:

