






RPC - Using Help

Using Help

This help system, based on [Microsoft HTML Help](#), makes use of the latest technology to provide you with in-depth and easily accessible information. It provides both general and more detailed descriptions about all the available features of the application.

Key features of CAST's online Help system:

- The **Contents** tab shows you the exact location of the current topic. Use the auto-sync feature (**Locate** button) to identify your position within the Help system.
- The interactive **Index** and full-text **Search** capabilities allow you to quickly reach the information you need.
- A **Favorites** tab enables you to store pages that you use regularly and even allows you to rename pages for easy identification.
- If you find reading from paper more comfortable, you can print the current topic (represented by the  icon) or an entire section () by using the **Print** command located on the toolbar.
- The  button hides more detailed information. Click the button or the associated link to reveal the required information.
- The  button can be clicked to hide a topic.
- Clicking the  button will display all hidden topics in the current page. Click again to hide them.

To start your exploration, please choose a topic to view from the table of contents (**Contents** tab).

