



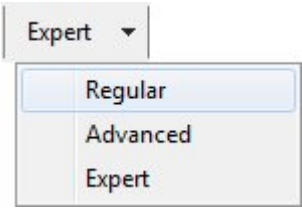



CMS - Toolbar

Toolbar

This page provides an explanation of the **CAST Management Studio Toolbar**:



	Save All	See Save All .
	Undo	Use this option undo a change you have made. This can be used for example when adding an item to a view. It does not function against changes made in an editor.
	Redo	Use this option to redo a change you have previously undone. This can be used for example when adding /removing an item to/from a view. It does not function against changes made in an editor.
	Verify	See Verify .
	Audience	See Preferences - CAST General .
	Refresh	Use this option to refresh the current status of your source code Deliveries. The CAST Management Studio will connect directly to the Source Code Delivery Folder (see Preferences - Platform Setting for more information) to obtain up-to-date information. See also the Delivery tab in the Application editor .

