

# Release Notes - CAST Security Dashboard - 1.12.0

## On this page:

- [Content Matrix](#)
- [New features](#)
  - [CAST AIP Datamart](#)
- [Updates - Security Dashboard](#)
  - [Application Investigation view changes for Impacted Transactions](#)
  - [Transaction Investigation view redesigned](#)
  - [Parameter details available for Distribution metrics](#)
  - [Predefined Security reports](#)
    - [New in 1.12.0](#)
    - [Renamed in 1.12.0](#)
  - [New Miscellaneous Report for Top Cyclomatic Complexity changes](#)
  - [Action Plan filtering improvements](#)
  - [Server Cache reloading](#)



**Summary:** This page describes the new features and bugs that have been fixed in the CAST Security Dashboard Package 1.12.0.

## Content Matrix

| Version | Summary of content  |
|---------|---|
| 1.12.0  | <ul style="list-style-type: none"><li>• Application Investigation view improvements</li><li>• Transaction Investigation view improvements</li><li>• Parameter details available for Distribution metrics</li><li>• New predefined Industry Compliance reports</li><li>• New Miscellaneous Report for Top Cyclomatic Complexity changes</li><li>• Action Plan filtering improvements</li><li>• Cache reload messages</li></ul> |

## New features

### CAST AIP Datamart

Introducing **AIP Datamart (Beta)** - a new way to expose, explore, and integrate AIP data for management reporting, with the following notable features:

- Robust and flexible Data structure that contains almost all key AIP metrics.
- A robust ETL mechanism for faster deployment and less effort to maintain.
- A new set of API services with streaming mode for faster extraction.
- Easier integration with off-the-shelf BI tools.
- Flexibility for users to select data that are relevant for the customers.
- Ability to integrate with external customer data.
- Ability to create derived metrics that aligns with customer business practice.
- Flexibility to customize the data structure that fulfils client reporting needs.
- Support for custom rule groupings.
- Support for various Industry Standard Tags.

See <https://github.com/CAST-Extend/com.castsoftware.uc.aip.datamart> for more information.



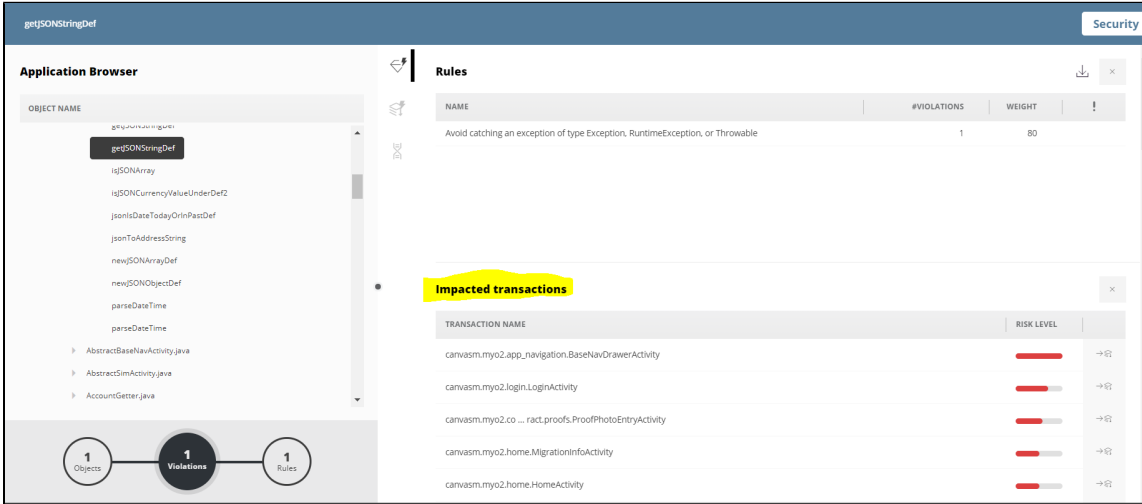
The current version is a BETA. We intend to include more features in it. We strongly encourage you to try this version at your end and provide us with your valuable feedback.

## Updates - Security Dashboard

### Application Investigation view changes for Impacted Transactions

A new section has been added to the Application Investigation view that lists all impacted transactions for a given object (i.e. all the transactions that the selected object is participating in):

Click to enlarge



The section displays:

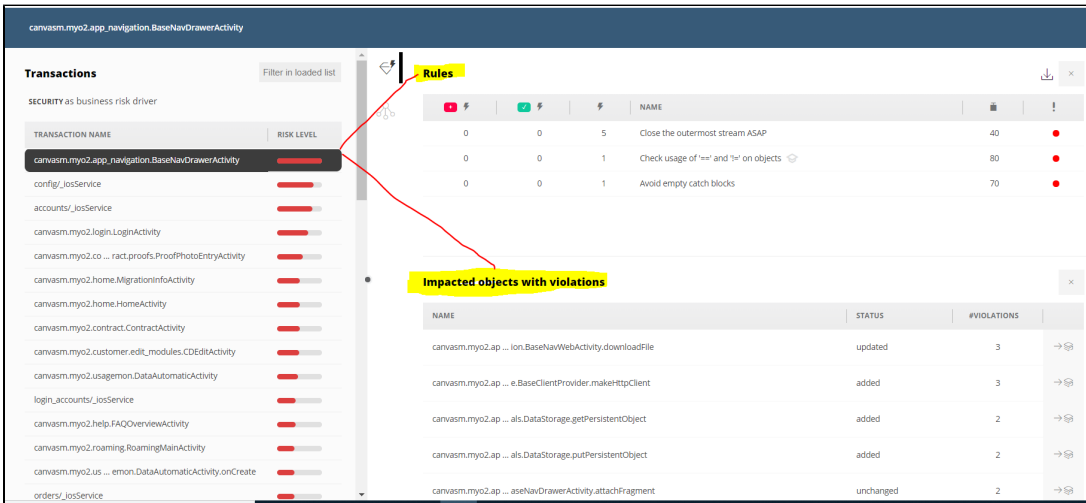
- Transaction Name
- Risk Level (i.e. the **Transaction Risk Index (TRI)** value)
- An icon to provide access to the [Transaction Investigation view](#)

## Transaction Investigation view redesigned

The [Transaction Investigation view](#) has been redesigned as follows:

- Selecting a Transaction in the left hand panel will instantly display **two sections** in the right hand panel showing the intermediate screens shown in previous Dashboard releases such as **Health Measure, Business Criterion, Technical Criterion** have been removed:
  - the **list of rules** violated by the selected transaction
  - the **list of impacted objects** for a selected transaction (i.e. all objects that participate in the selected transaction) that are **violating at list one rule**:

Click to enlarge



## Parameter details available for Distribution metrics

For **Distribution metrics** such as Sizing, Coupling, SQL Complexity, Cyclomatic Complexity etc. it is now possible to see detailed information about each **Parameter** that contributes to the **Distribution metric**. For a given Distribution in each snapshot, the contributing Parameters are listed, together with the type of technology involved (Object Type Involved) and the number of objects (Parameter Value) classed in that parameter.

| Parameter details                      |                      |                 |
|--|----------------------|-----------------|
| PARAMETER NAME                         | OBJECT TYPE INVOLVED | PARAMETER VALUE |
| Average Coupling Artifacts Threshold   | JEE                  | 4               |
| Average Coupling Artifacts Threshold   | PL/SQL               | 4               |
| High Coupling Artifacts Threshold      | JEE                  | 10              |
| High Coupling Artifacts Threshold      | PL/SQL               | 10              |
| Very High Coupling Artifacts Threshold | JEE                  | 30              |
| Very High Coupling Artifacts Threshold | PL/SQL               | 30              |

## Predefined Security reports

The predefined Security reports available in the [Report Generation](#) feature have been updated as follows. All reports not listed have not changed.

Reports

Report Category **Security Reports** ▼

Report Type **CISQ Compliance Rep...** ▼

Select a report type

- CISQ Compliance Report**
- OWASP 2017 Compliance Report
- OWASP 2013 Compliance Report
- OWASP 2017 Detailed Report
- OWASP 2013 Detailed Report
- CWE Compliance Report
- CISQ Security Compliance Report
- NIST-SP800-53R4 Compliance Report
- PCI-DSS-V3.1 Compliance Report
- STIG V4R8 Standards Compliance Report
- STIG V4R8 Standards Detailed Report

**GENERATE REPORT**

All the "Industry compliance reports" are now under "Security reports".

## New in 1.12.0

The following reports are new in 1.12.0:

|                                       |
|---------------------------------------|
| NIST-SP800-53R4 Compliance Report     |
| PCI-DSS-V3.1 ComplianceReport         |
| STIG V4R8 Standards Compliance Report |
| STIG V4R8 Standards Detailed Report   |

## Renamed in 1.12.0

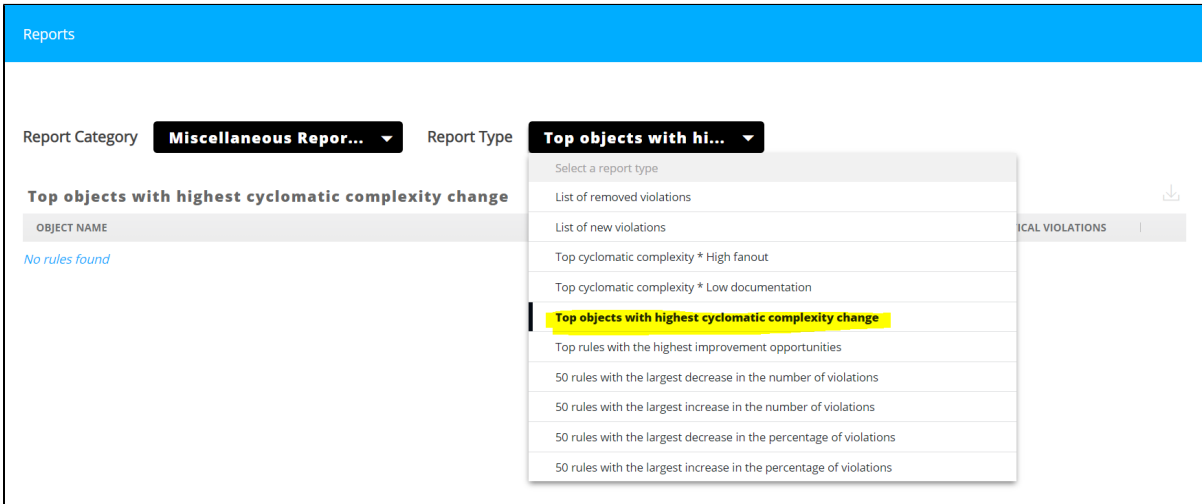
The following reports have been renamed:

| Previous name              | Name in 1.12.0                  |
|----------------------------|---------------------------------|
| CISQ Top 22 Summary Report | CISQ Security Compliance Report |
| CWE Top 25 Summary Report  | CWE Compliance Report           |
| OWASP 2017 Summary Report  | OWASP 2017 Compliance Report    |

## New Miscellaneous Report for Top Cyclomatic Complexity changes

A new predefined Miscellaneous Report (available in the [Report Generation](#) feature) has been added to provide information about the objects that have the **highest Cyclomatic Complexity changes** in comparison to the previous snapshot. The report is not available when only one snapshot exists.

*Click to enlarge*



You can click the icon highlighted in the right hand column to view to view specific information about the object in the [Application Investigation view](#):

The screenshot shows the report table with the following data:

| OBJECT NAME  | CC EVOLUTION | CYCLOMATIC COMPLEXITY | CRITICAL VIOLATIONS |
|--|--------------|-----------------------|---------------------|
| P1WBTX.WEBTRACKS.PKG_WTRAX_RFI_REPORT.SP_WTRAX_TTN_CUSTQRY_RFI_LIST          | 15           | 192                   | 0                   |
| P1WBTX.WEBTRACKS.PKG_WTRAX_ENA_FWFS_ELA_SCRUB.SP_PROCESS_ENATK_ENDP_ELA_LOAD | 7            | 15                    | 1                   |
| P1WBTX.WEBTRACKS.PKG_WTRAX_ENA_FWFS_ELA_SCRUB.SP_PROCESS_ENA_FWFS_01_S_LOAD  | 7            | 15                    | 1                   |
| P1WBTX.WEBTRACKS.PKG_WTRAX_UV_VARIANCE_CHECK.SP_UPDATE_BF_STATISTICAL        | 7            | 14                    | 1                   |
| P1WBTX.WEBTRACKS.PKG_WTRAX_ENABLER_FILERECON.SP_FWFS01S_ENDPELA_FILE_RECON   | 4            | 28                    | 0                   |

A red box highlights the investigation icons (a right-pointing arrow and a document icon) in the 'CRITICAL VIOLATIONS' column for each row.

## Action Plan filtering improvements

It is now possible to use a filter on most columns in the [Action Plan](#):

**ACTIONS** | EXCLUSIONS

**added** 4 • **pending** 0 • **solved** 0

| <input type="checkbox"/> | PRIORITY          | STATUS | COMMENT | RULE  |
|--------------------------|-------------------|--------|---------|---|
| <input type="checkbox"/> | Select a Priority |        | TEST    | Classes and Interfaces must have JavaDoc Comments |
| <input type="checkbox"/> | All tags          |        | TEST    | Classes and Interfaces must have JavaDoc Comments |
| <input type="checkbox"/> | low               |        | TEST    | Classes and Interfaces must have JavaDoc Comments |
| <input type="checkbox"/> | moderate          |        | TEST    | Methods must have JavaDoc comments                |
| <input type="checkbox"/> | high              |        | TEST    | Methods must have JavaDoc comments                |
| <input type="checkbox"/> | extreme           |        | test    | Methods must have JavaDoc comments                |

In addition the behaviour of the **search box** has been changed - you can now search on the **Object Name Location** field - i.e. you can search for specific violations (based on the object name location field):

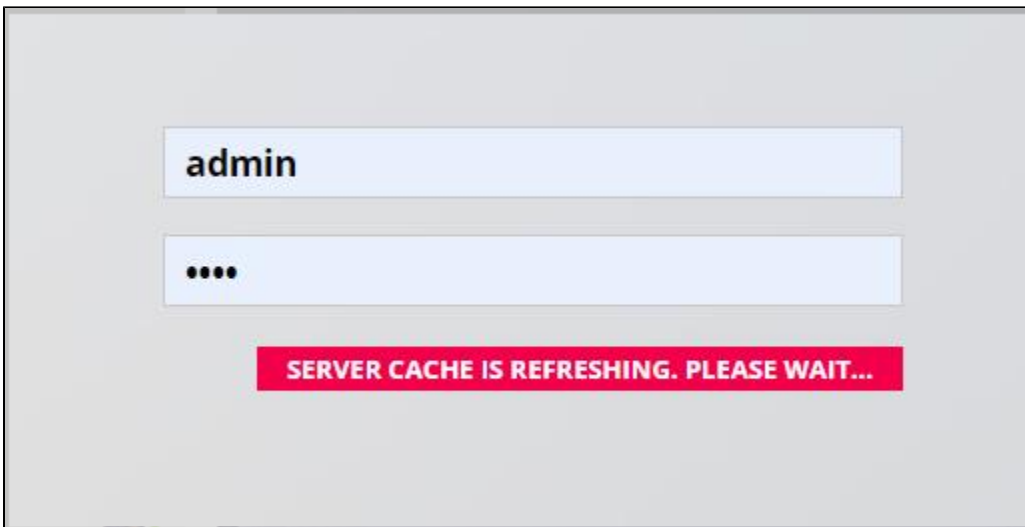
**ACTIONS** | EXCLUSIONS

**added** 4 • **pending** 0 • **solved** 0

| <input type="checkbox"/> | PRIORITY | STATUS | COMMENT | RULE                             | OBJECT NAME LOCATION           | LAST UPDATE |
|--------------------------|----------|--------|---------|----------------------------------|--------------------------------|-------------|
| <input type="checkbox"/> | low      | added  | TEST    | Classes and Interfaces must have | com.castso ... emo.ejb.Authors | 10-25-2019  |

## Server Cache reloading

While the server reloads from cache there will be a message in the login page, as shown in the below screen, stating "SERVER CACHE IS REFRESHING. PLEASE WAIT..."



If the user is already logged in, a pop-up message will appear, as shown in the below screen, and block the user activity on dashboard until the server is getting refreshed.

