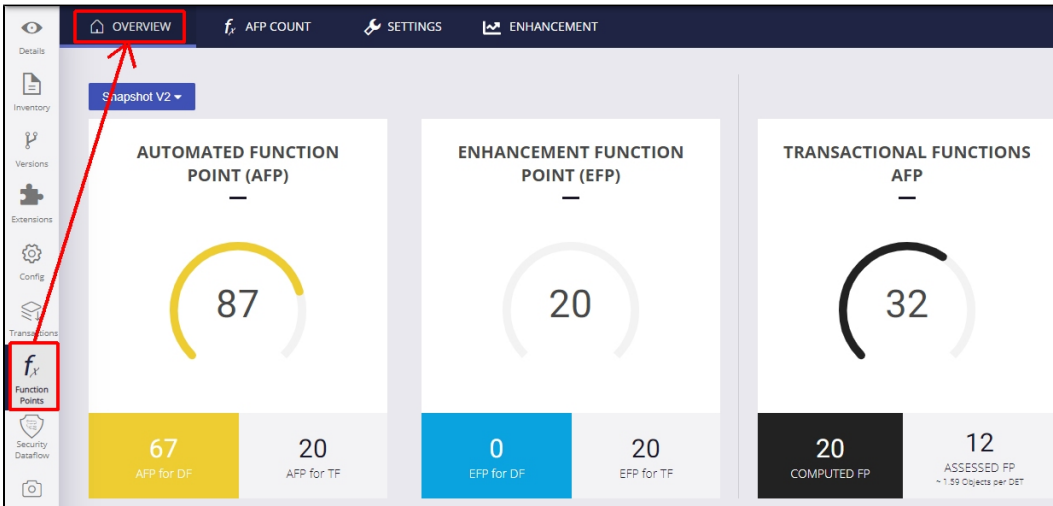


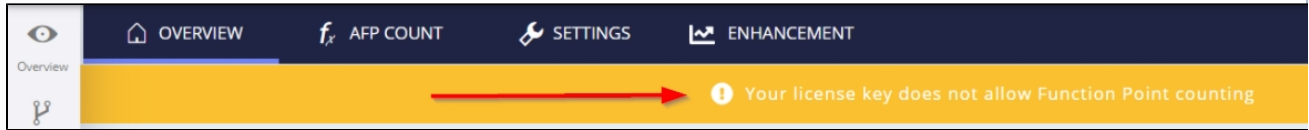
Application - Function Points - Overview

i This panel will not contain any information until a **snapshot** is generated.



i If your global license key does not grant you the right to count Function Points, a banner message will be displayed explaining this situation:

Click to enlarge



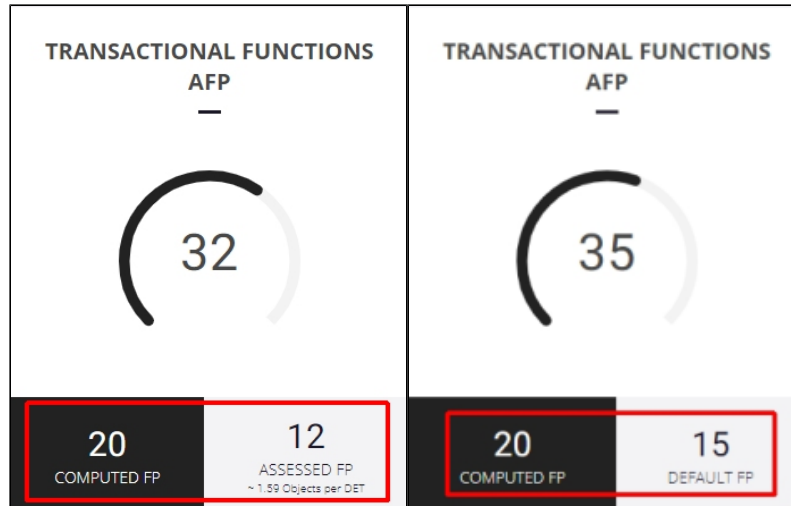
The Overview panel shows information about:

<p>Automated Function Points (AFP)</p>	<p>The total number of Automated Function Points (AFP) identified in the Application during the analysis/snapshot, divided into:</p> <ul style="list-style-type: none"> the number of AFP for Transactional Functions (TF) the number of AFP for Data Functions (DF) <p>The number of AFPs for TFs and DFs will equal the total number of AFPs.</p>
<p>Automated Enhancement Points (AEP)</p>	<p>The total number of Automated Enhancement Points (AEP) identified in the Application during the analysis/snapshot if the AEP measure is active (see Application - Config - Enhancement Measure), divided into:</p> <ul style="list-style-type: none"> the number of Automated Enhancement Function Points (AEFP) the number of Automated Enhancement Technical Points (AETP) <p>The number of AEFP + AETP will equal the total number of AEP.</p>

Transactional Functions (AFP)

An overview of **total number of AFP transactional functions**, with:

- Number of computed FP
- And either one of the following depending in the value chosen for the **FP value for empty Transactional functions** setting
 - Number of **Assessed FP**. Assessed ratio is also displayed along with assessed FP i.e number of objects per DET
 - Number of **Default FP**



This panel is only shown in the following situations:

- When the **FP value for empty Transactional functions** setting is set to either:
 - **ASSESS** and a new snapshot is generated
 - or a **specific Default FP value** and a new snapshot is generated

Navigation: OVERVIEW | *f_x* AFP COUNT | SETTINGS | ENHANCEMENT

Computation settings

- Activate automatic configuration refresh:
- Data functions are initialized as: EIF
- Activate Look-up table filtering:
- Activate automatic Data Function merge(FK/PK):
- Save objects of empty Transactions: ALWAYS
- FP value for empty Transactional functions: 0 (dropdown menu open showing 0, 3, 4, 5, 6, 7, ASSESS)