

Delivery Manager Tool - Information - Extracting Folder while excluding all its sub folders in TFS server

Purpose

When we want to exclude several folders from the extraction in the repository, what we do is to select the root folder and under that folder we check the folders we want to analyze .The ones we do not want to analyze remains unchecked.

But what if you have in the same level as the folders being excluded ,there is a csproj and you need to analyze it while excluding all other sub-folders and files in it.

This page will illustrate how to use a regular expression to achieve this.

Applicable in CAST Version

Release	Yes/No
8.3.x	✓
8.2.x	✓
8.1x	✓
8.0.x	✓
7.3.x	✓
7.2.x	✓
7.0.x	✗

Applicable RDBMS

RDBMS	Yes/No
Oracle Server	✓
Microsoft SQL Server	✓
CSS2	✓
CSS1	✓

Details

Please use the below regular expression which will allow you to retain a folder while excluding its subfolders and files.

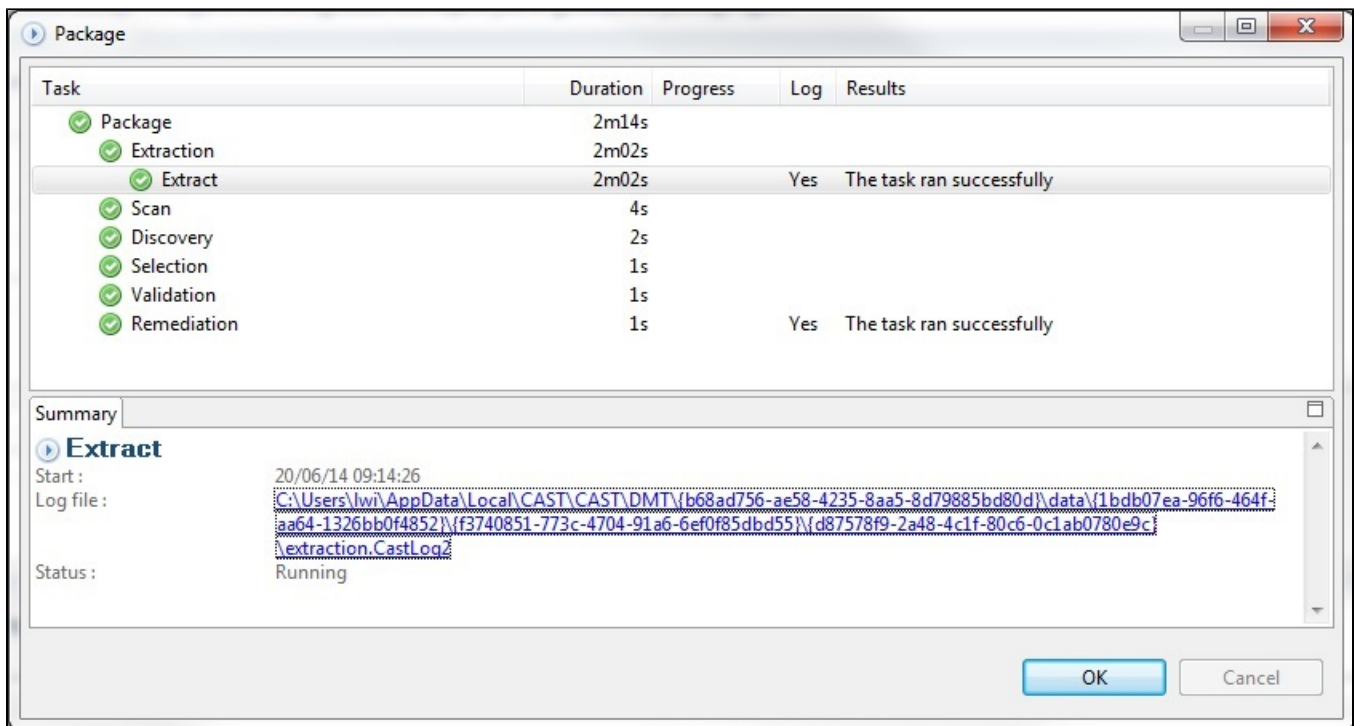
Regex: <name of folder>/.*\$

EX:

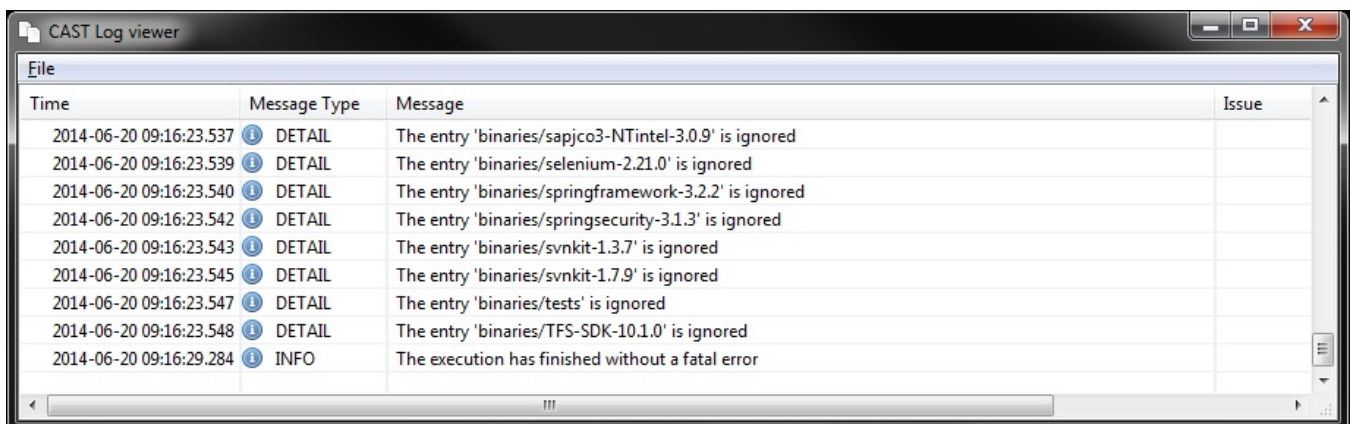
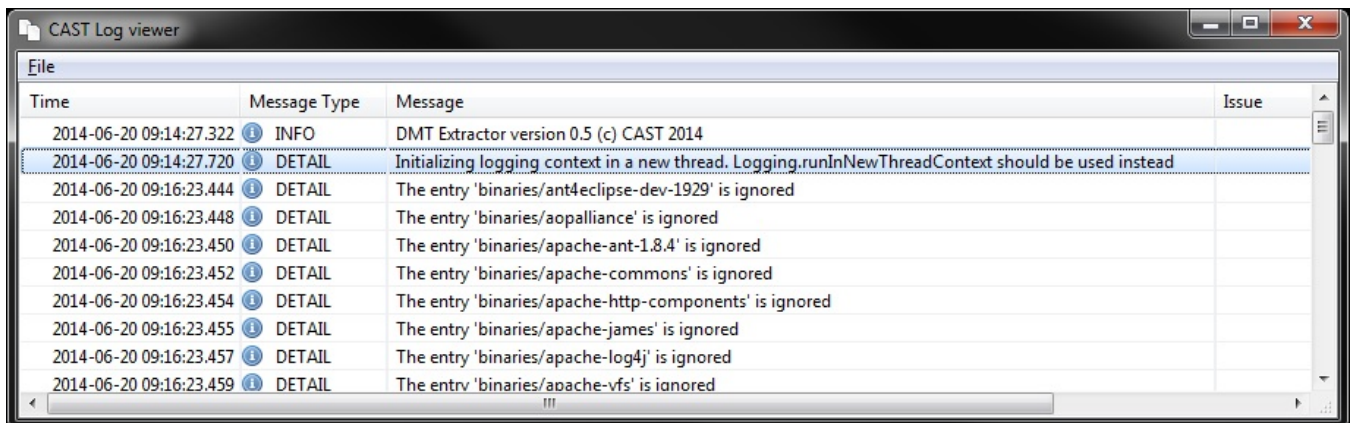
Root = [svn://gargantua/DEV/trunk/3rdParties/java](#)

Excluded = binaries/.*\$

Here, any sub-folder that comes after binaries will be excluded while retaining the content of binaries.



In the log, with the DETAIL level, we can see all the different folders that have been ignored.



Notes/comments

Webcall-28542

