







Appendix - Uninstalling AIP Core

To uninstall CAST AIP, use the Windows program manager in the **Control Panel > Programs and Features**. A previous installation of CAST AIP will be displayed as below:

Name	Publisher
 CAST 8.1.0	CAST
 CAST 8.2.1	CAST
 CAST Report Generator 1.4.0	CAST
 CAST Storage Services	CAST

What do you want to remove?	Notes
CAST AIP (major/minor release)	Double click the entry in the Control Panel > Programs and Features and click OK when prompted.
CAST AIP Service Pack	 Note that Service Packs that have been applied to a major/minor release (e.g: x.x.0) cannot be uninstalled separately . If you need to rollback to a previous Service Pack, you need perform an uninstallation and then re-install the required Service Pack.

 Please note that:

- in certain, undetermined situations, you might see the CAST AIP shortcut and directory still present in the Start menu after the uninstall process has completed.
- you should ALWAYS restart the workstation following an uninstall procedure to ensure that the registry is cleaned up.