

How-to use overview, logs, and reports in AIP Console


- Purpose
- The Application Details page
 - Application state panel section
 - Blue tile lets you know about:
 - Technologies tile lets you know about:
 - Analysis tile lets you know about:
 - Snapshot tile lets you know about:
- Reports section
- Logs

Purpose

The purpose of this How-To doc is to explain, usage of the application details page.

Using this page you will know:

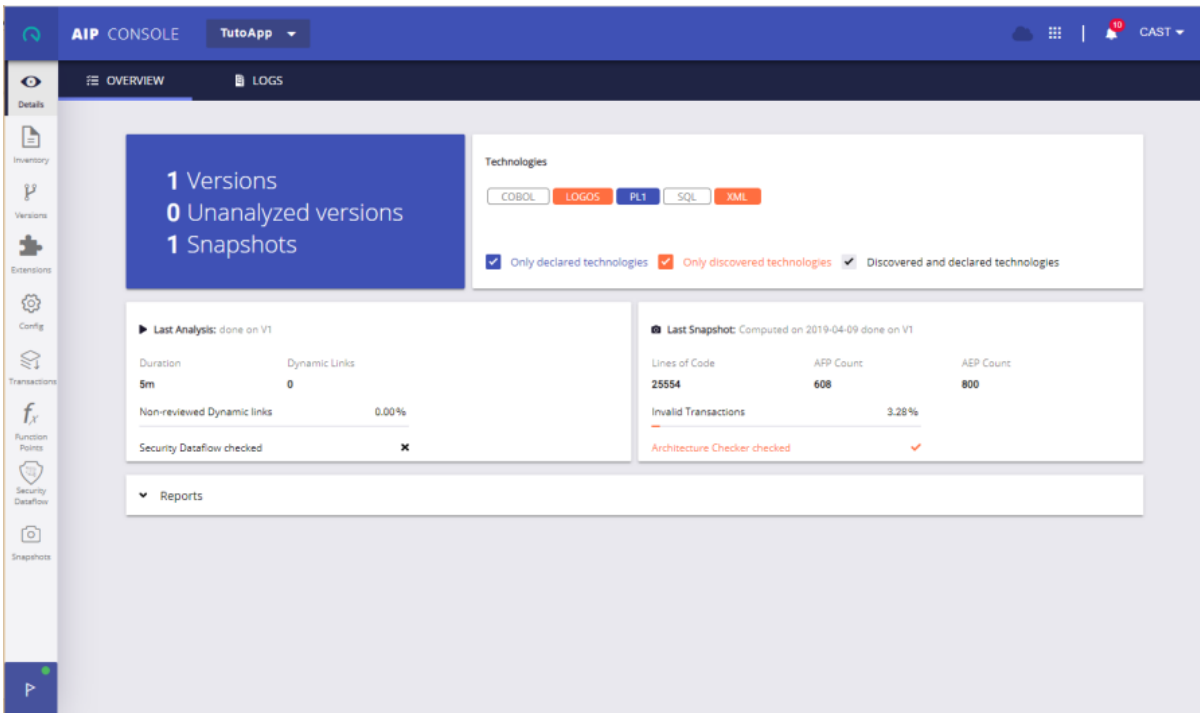
- The details of latest action
- The current status of your application

 The different actions presented here have been done with AIP Console 1.9.0.

The Application Details page

You on-boarded an application in AIP Console and you would like to know the latest action that has been done and the resulting state of the application.

1. Go to **AIP Console** home page.
2. Click the application name, the application **Details** page is displayed.



This page is organized as follows:

- Overview
 - Application state panel section
 - Reports section
- Logs

Application state panel section

When you arrive on the **Details** page, you are in the application state panel. This one is organized in 4 tiles that provide you with various information on versions, technologies, analysis, and snapshots.

The screenshot displays the Application State Panel with the following components:

- Blue Tile (Left):** Shows 1 Versions, 0 Unanalyzed versions, and 1 Snapshots.
- Technologies Tile (Top Right):** Lists COBOL, LOGOS, PL1, SQL, and XML. It includes filters for 'Only declared technologies' (checked), 'Only discovered technologies' (checked), and 'Discovered and declared technologies' (checked).
- Last Analysis Tile (Bottom Left):** Details the last analysis done on V1, including a duration of 5m, 0 Dynamic Links, and 0.00% Non-reviewed Dynamic links. It also indicates that Security Dataflow was checked (marked with an 'x').
- Last Snapshot Tile (Bottom Right):** Details the last snapshot computed on 2019-04-09 on V1, showing 25554 Lines of Code, 608 AFP Count, and 800 AEP Count. It also shows 3.28% Invalid Transactions and that the Architecture Checker was checked (marked with a checkmark).

Blue tile lets you know about:

- The number of versions you received for that application
- The number of versions that are yet to remain to be analyzed
- The number of snapshots that have been taken.

Technologies tile lets you know about:

- All the languages and frameworks that have been automatically discovered during the last source code scan done on the current version.
- The list that has been enhanced with the languages declared in the technology survey.



The blue items are expected for the application but were not found during last scan. Which implies either there is a mistake in the technology survey, or the application team forgot to deliver that part of the code. The red items are those that have been found in the last scan while they are missing from languages and frameworks declared in the Inventory page. In both the cases you should contact the application team.

Analysis tile lets you know about:

- How the last source code scan went.
- On which version it has been carried out and, the duration of the scanning
- If you need to review dynamic links, and
- If you activated the Security Dataflow Analysis feature.

Snapshot tile lets you know about:

- The version for which a snapshot has been taken (with/without software architecture check)
- The size of the application compare to that version
- The amount of transactions you should review.

Reports section

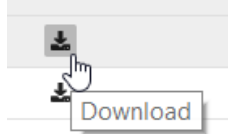
If you selected extensions producing reports for your application, then you may want to read them after a scan has been performed. To do that, expand the **Reports** section. You will see the reports, if any.

Reports

Application Version V1 ▾

Name	Status	Label	Value	Execution Date	File Type	Detailed Report
Unanalyzed Code	✔	Percentage of unanalysed files	5.1%	09-04-2019	.xlsx	📄
LargescSCReport	✔	Big Potato contribution		09-04-2019	.xlsx	📄
Module Overlap Report	✔	Module Completeness		09-04-2019	.xlsx	📄
Smell Tests Results	⚠	Onboarding completeness		09-04-2019	.xlsx	📄

The information is also provided in table format: a status, a short description, an optional value, and the date they are produced. In the above screen shot, there are around 5% of the delivered files that have not been analyzed. You will see the list of these files in the report itself. You can download it by simply click the icon:



	A	B	C	D
1	Language ▾	Path		CMS Pa ▾
2	XML	C:\CASTMS\Deploy_Webi_8310\TutoApp\main_sources\Mainframe\PROG-BATCH\COBASV01.xmi		main_sources
3	unknown	C:\CASTMS\Deploy_Webi_8310\TutoApp\main_sources\Mainframe\COPY\CBLTDLI.CPY		main_sources
4	unknown	C:\CASTMS\Deploy_Webi_8310\TutoApp\main_sources\Mainframe\COPY\SEC-LEVEL.CPY		main_sources
5	unknown	C:\CASTMS\Deploy_Webi_8310\TutoApp\main_sources\Mainframe\DB2\DEVELOPER.CPY		main_sources
6	unknown	C:\CASTMS\Deploy_Webi_8310\TutoApp\main_sources\Mainframe\DB2\PACTIVITY.CPY		main_sources
7	unknown	C:\CASTMS\Deploy_Webi_8310\TutoApp\main_sources\Mainframe\DB2\SUBSIDIARY.CPY		main_sources
8	unknown	C:\CASTMS\Deploy_Webi_8310\TutoApp\main_sources\Mainframe\IMS-DC.TRA		main_sources
9	unknown	C:\CASTMS\Deploy_Webi_8310\TutoApp\main_sources\Mainframe\PROG-BATCH\CBLTDLI.COB_BAK		main_sources
10	unknown	C:\CASTMS\Deploy_Webi_8310\TutoApp\main_sources\Mainframe\PROG-BATCH\DSNTIAR.COB		main_sources
11	unknown	C:\CASTMS\Deploy_Webi_8310\TutoApp\main_sources\Mainframe\PROG-CICS\COBCIOP1._cob		main_sources
12	unknown	C:\CASTMS\Deploy_Webi_8310\TutoApp\main_sources\Mainframe\PROG-CICS\COBCIOP3._cob		main_sources
13	unknown	C:\CASTMS\Deploy_Webi_8310\TutoApp\main_sources\Mainframe\PROG-CICS\COBCIOP5._cob		main_sources
14	unknown	C:\CASTMS\Deploy_Webi_8310\TutoApp\main_sources\Mainframe\PROG-CICS\COBCIOP6._cob		main_sources
15				

You may search in Cast Extend portal for the specific extensions that produce reports.



Logs


Each time you run a job, a bunch of logs are generated. In the Logs page, you see all jobs with their associated steps. At the right-side of the job name, a status icon (✔ or ✖) says if the process went well or not. A second icon (⚠) appears when errors, warnings, and/or missing files have been encountered in a step.

For instance, in the below screen shot the latest job completed successfully but missing files ( 34) have been found in the **Run analysis** step.

Based on the logs report that, you can focus on important issues and quickly go to steps that require your attention.

 You may use the slider at the top right corner to only see jobs with issues.

Click the  icon to download the list of missing source files and click the  icon to drill down into step logs. The panel that opens show you the list of log files that have been produced during the step. Some of them have been parsed to present a summary with the list of errors and warnings, and the list of missing files.

 If a message appears multiple times, then you will see the number of occurrences and thus you will have an idea about the importance of each message.

TutoApp > Run analysis - V1 > Run analysis ▾

SUMMARY CONTENT ✕

main_sources_31537-20190409-145...	SUMMARY
BeforeApplicationExtensions-201904...	missing files
AUTO-UA-SQL_31544-20190409-145...	Mainframe.09: Cannot resolve Cobol Program 'CCADB201'.
MA_AUTO-UA-SQL-20190409-14521...	Mainframe.09: Cannot resolve Cobol Program 'AEXEMAIN'.
MA_main_sources-20190409-145430...	Mainframe.09: Cannot resolve Entry or program 'COBCIO9'.
Run_CSV_generation-20190409-1450...	Mainframe.09: Cannot resolve Entry or program 'COBCIO9'.
ApplicationExtensions-20190409-14...	Mainframe.09: Cannot resolve IMS FILE 'GSASEQ'.
DynamicLinkManager-20190409-145...	Mainframe.02: Cannot resolve Copybook ACCOUNT. appeared 4 times
CAST_MainTask_SummaryLog-20190...	Mainframe.02: Cannot resolve Copybook CUSTOMER. appeared 4 times
TutoApp-analyze-20190409-145040...	Mainframe.02: Cannot resolve Copybook DEVELOPER. appeared 2 times
	Mainframe.02: Cannot resolve Copybook SUBSIDIARY. appeared 2 times

Rows per page: 10 1 - 10 of 25

If you need to review all the log, then click the **CONTENT** button. A text viewer appears and displays the log content:

TutoApp > Run analysis - V1 > Run analysis ▾

SUMMARY CONTENT ✕

main_sources_31537-20190409-145...	1	2019-04-09 14:52:43.803692	Information	MODULMSG : Job execution	64-bit environment 0 : 0 0
	2	2019-04-09 14:52:43.804698	Information	MODULMSG : Job execution	CAIP Version: CAST 8.3.11 (Build 1942) 0 : 0 0
	3	2019-04-09 14:52:43.804698	Information	MODULMSG : Job execution	LISA folder: C:\ProgramData\CAST\CAST\CASTMS 0 : 0 0
BeforeApplicationExtensions-201904...	4	2019-04-09 14:52:43.804698	Information	MODULMSG : Job execution	LISA folder: C:\ProgramData\CAST\CAST\CASTMS 0 : 0 0
	5	2019-04-09 14:52:43.804698	Information	MODULMSG : Job execution	LISA relative folder: 6183d52edfc04d75a16033865ce45b44\Src\397a...
	6	2019-04-09 14:52:46.206435	Information	MODULMSG : Job execution	Using Knowledge Base on schema tutopp_local. 0 : 0 0
AUTO-UA-SQL_31544-20190409-145...	7	2019-04-09 14:53:06.095840	Information	MODULMSG : Job execution	Registering extension com.castsoftware.JEE-MavenHttp 2.0.5.
	8	2019-04-09 14:53:06.095840	Information	MODULMSG : Job execution	Registering extension com.castsoftware.angularjs 1.6.0. 0 : 0
	9	2019-04-09 14:53:06.095840	Information	MODULMSG : Job execution	Registering extension com.castsoftware.asp 1.0.0. 0 : 0
MA_AUTO-UA-SQL-20190409-14521...	10	2019-04-09 14:53:06.095840	Information	MODULMSG : Job execution	Registering extension com.castsoftware.businessobject 1.0.2.
	11	2019-04-09 14:53:06.095840	Information	MODULMSG : Job execution	Registering extension com.castsoftware.dmbxextractioandiscover...
MA_main_sources-20190409-145430...	12	2019-04-09 14:53:06.095840	Information	MODULMSG : Job execution	Registering extension com.castsoftware.dtmxmlscanner 1.2.1.
	13	2019-04-09 14:53:06.095840	Information	MODULMSG : Job execution	Registering extension com.castsoftware.dotnet 1.0.0. 0 : 0
Run_CSV_generation-20190409-1450...	14	2019-04-09 14:53:06.095840	Information	MODULMSG : Job execution	Registering extension com.castsoftware.html5 1.7.6. 0 : 0
	15	2019-04-09 14:53:06.095840	Information	MODULMSG : Job execution	Registering extension com.castsoftware.internal.platform 0.6.0
ApplicationExtensions-20190409-14...	16	2019-04-09 14:53:06.095840	Information	MODULMSG : Job execution	Registering extension com.castsoftware.jaxrs 1.3.1. 0 : 0
	17	2019-04-09 14:53:06.096036	Information	MODULMSG : Job execution	Registering extension com.castsoftware.jee 1.0.14. 0 : 0
DynamicLinkManager-20190409-145...	18	2019-04-09 14:53:06.096036	Information	MODULMSG : Job execution	Registering extension com.castsoftware.jquery 1.6.0. 0 : 0
	19	2019-04-09 14:53:06.096036	Information	MODULMSG : Job execution	Registering extension com.castsoftware.nodesjs 1.6.0. 0 : 0
	20	2019-04-09 14:53:06.096036	Information	MODULMSG : Job execution	Registering extension com.castsoftware.springmvc 1.5.2. 0 : 0
	21	2019-04-09 14:53:06.096036	Information	MODULMSG : Job execution	Registering extension com.castsoftware.sqlanalyzer 2.3.10.
CAST_MainTask_SummaryLog-20190...	22	2019-04-09 14:53:06.096036	Information	MODULMSG : Job execution	Registering extension com.castsoftware.uc.checkanalysiscomplete...
	23	2019-04-09 14:53:06.096036	Information	MODULMSG : Job execution	Registering extension com.castsoftware.uc.largescvreport 1.0.3
	24	2019-04-09 14:53:06.096036	Information	MODULMSG : Job execution	Registering extension com.castsoftware.uc.moduleoverlapreport :
TutoApp-analyze-20190409-145040...	25	2019-04-09 14:53:06.096036	Information	MODULMSG : Job execution	Registering extension com.castsoftware.uc.ost 1.0.2. 0 : 0
	26	2019-04-09 14:53:06.096036	Information	MODULMSG : Job execution	Registering extension com.castsoftware.wb5linker 1.5.0. 0 : 0
	27	2019-04-09 14:53:06.096036	Information	MODULMSG : Job execution	Registering extension com.castsoftware.webfiledsdiscoverer 1.1.0
	28	2019-04-09 14:53:06.221782	Information	MODULMSG : Job execution	Loading meta model from repository . . . 0 : 0 0
	29	2019-04-09 14:53:07.065445	Information	MODULMSG : Job execution	Meta model loaded. 0 : 0 0
	30	2019-04-09 14:53:07.357662	Information	MODULMSG : Job execution	RunAnalysis started 0 : 0 0
	31	2019-04-09 14:53:07.358660	Information	MODULMSG : Job execution	CICS File Extensions : *.csd:*.cics:*.bms 0 : 0 0
	32	2019-04-09 14:53:07.358660	Information	MODULMSG : Job execution	Cobol File Extensions : *.cob:*.cbl:*.pco:*.sqb:*.cpy:*.cop:*.c
	33	2019-04-09 14:53:07.359657	Information	MODULMSG : Job execution	Source Code in Free-Form Format : 1 0 : 0 0
	34	2019-04-09 14:53:07.359657	Information	MODULMSG : Job execution	Source code can be placed beyond column 72 : 0 0 : 0 0
	35	2019-04-09 14:53:07.359657	Information	MODULMSG : Job execution	Exclude copybook files : 1 0 : 0 0
	36	2019-04-09 14:53:07.359657	Information	MODULMSG : Job execution	Column of Indicator Area : 7 0 : 0 0
	37	2019-04-09 14:53:07.359657	Information	MODULMSG : Job execution	Use source file name for programs : 0 0 : 0 0

You can review it now or download it for future use.