

Searching the documentation portal

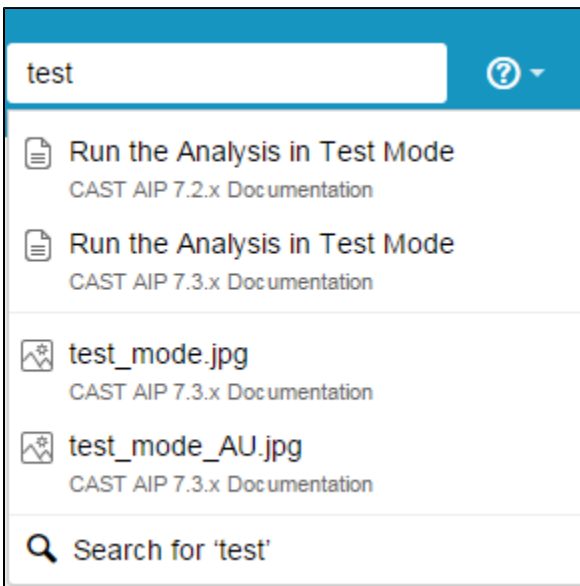
On this page:

- [Use the quick search field](#)
- [Targeting specific documentation](#)
 - [Use the 'space' search to restrict results](#)
 - [Use the quick search field to restrict results](#)

i **Summary:** There are various ways to search the documentation portal. Each is described below.

Use the quick search field

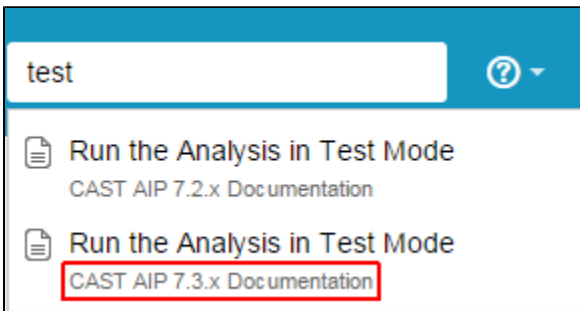
To perform a quick search, use the search field at the top-right of every page, or type **GG** on your keyboard to place your cursor in this search field. Type the word or item you are searching for. As you type, results will be displayed automatically in a drop down list:



Results will be returned as follows:

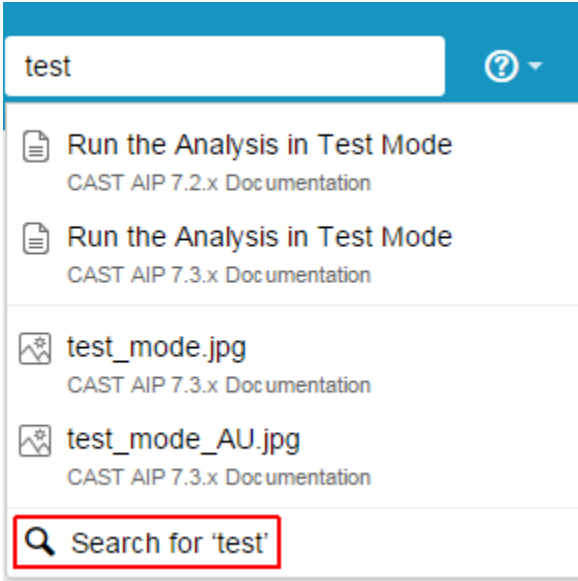
- When searching from a specific set of documentation or the Troubleshooting Guides, results will be returned from the **current "documentation space" only**.
- When searching from the [home page](#), results will be returned from **ALL documentation "spaces" and the Troubleshooting Guides** and include pages and attachments.

The location of the item will also be displayed:



i Note that items are ordered with the most recently updated first.

If you require more detailed results, select the **Search for 'xxx'** item in the drop down menu:

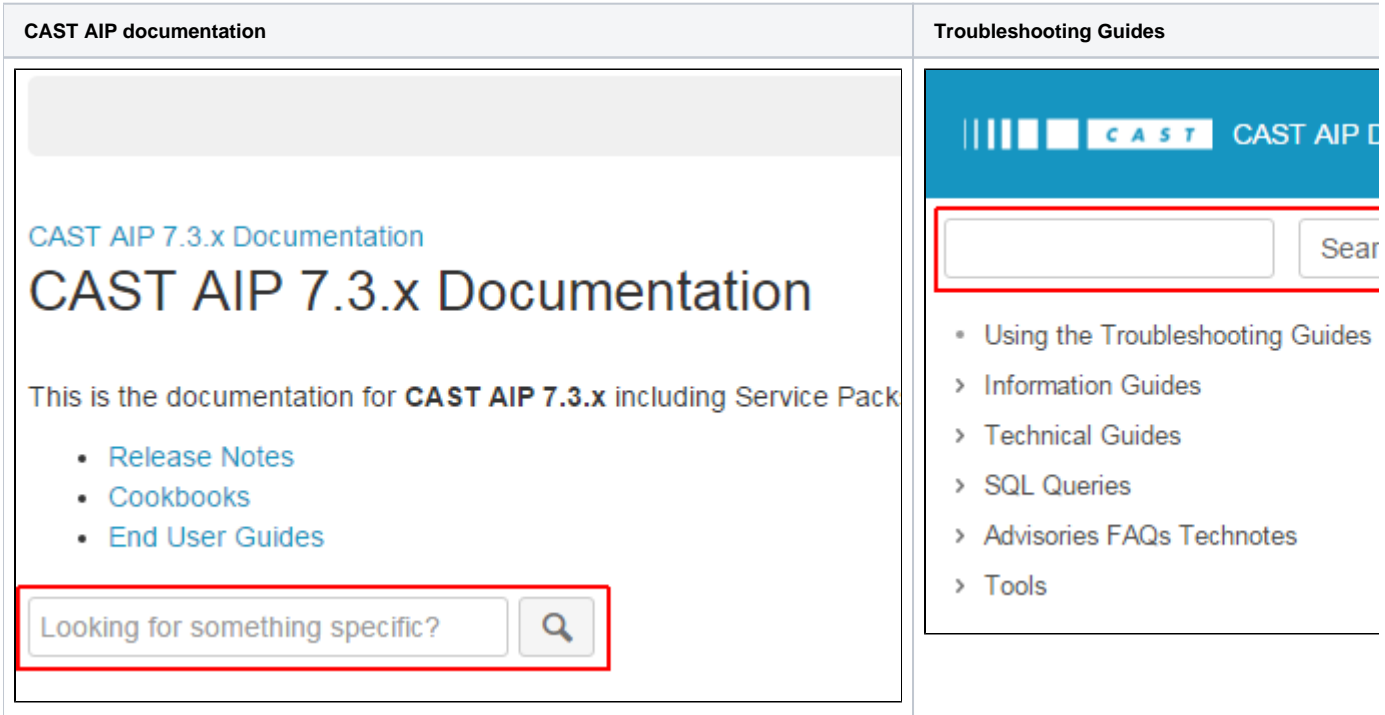


Targeting specific documentation

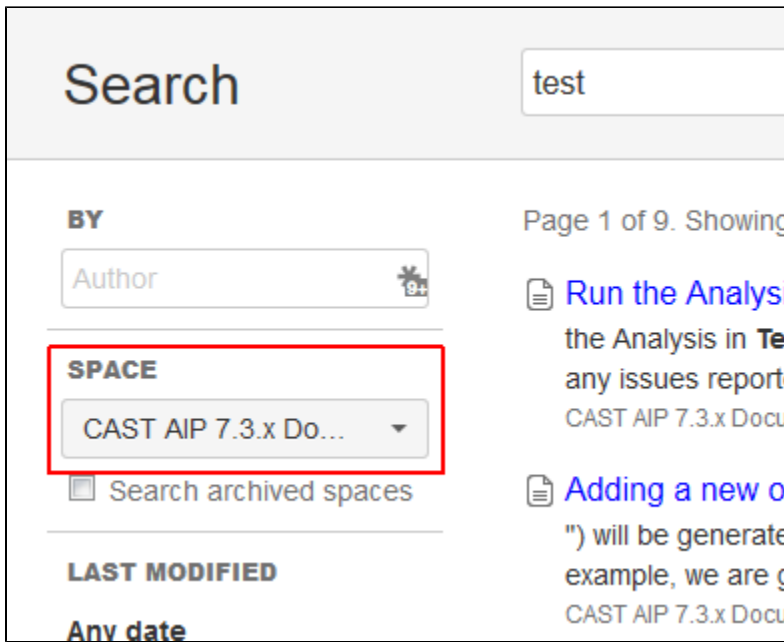
If you want to search a specific set of documentation or the Troubleshooting Guides, you can do either of the following:

Use the 'space' search to restrict results

Use the search field in the "home" page of each documentation set or in the Troubleshooting Guides:



Results are restricted to the 'space' you have searched from:



Use the quick search field to restrict results

If you have used the quick search field, you can restrict results in the detailed results page by choosing the 'space' that you are targeting. The following images shows the search being restricted to the **Troubleshooting Guides**:

