

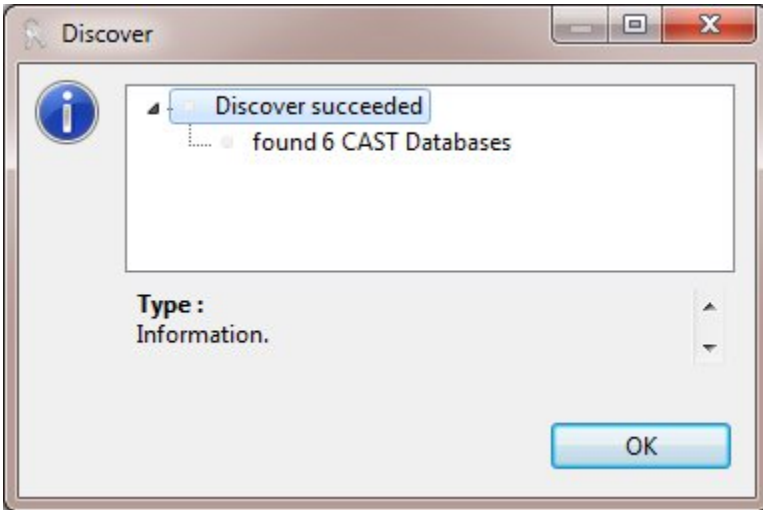
# CMS - Discover

## Discover

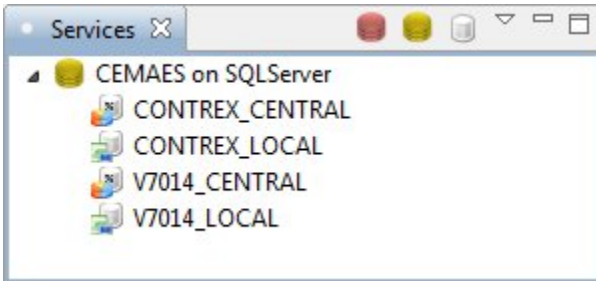
The **Discover** option can be used:

- immediately after having [added a database server](#)
- or when additional services have been installed to an existing database server via **CAST Server Manager**

The **Discover** option will connect to the associated database server (using the credentials configured either by **CAST Server Manager** during a combined installation or in the [Database server editor](#) in the case of a newly added database server) and check the services that have been installed on it (i.e. CAST Analysis and Dashboard Services):



If any are identified, they will then be automatically listed in the [Services view](#):



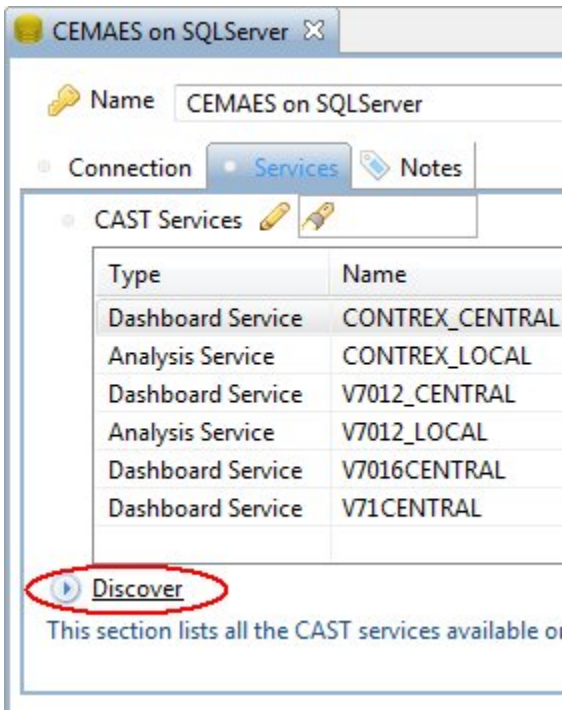
You can invoke the **Discover** option from various locations:

### Services view

- In the [Services view](#) right click the database server and select **Services > Discover**

### Database Server editor

- Open the [Database server editor](#), move to the **Services** tab and select the **Discover** option:



See Also

[Add database server](#) | [Services view](#) | [Database server editor](#)