

# Release Notes - CAST Security Dashboard - 1.13.2

- [Content matrix](#)
- [RestAPI](#)
  - [Documentation](#)
  - [Updates](#)
- [Resolved issues](#)
- [Updates](#)
  - [Drill-down column for Top Cyclomatic Complexity miscellaneous reports](#)
  - [Rule ID added to source code view](#)
  - [Application Investigation view - Impacted transactions](#)
    - [Show more button](#)
    - [Export Impacted transaction list](#)
  - [Transaction Investigation view - Impacted objects with violations](#)
    - [Show more button](#)
    - [Sortable Status column](#)
    - [Export Impacted objects with violations list](#)

 **Summary:** This page describes the new features and bugs that have been fixed in the CAST Security Dashboard Package 1.13.2.

## Content matrix

Version	Summary of content
1.13.2	<ul style="list-style-type: none"><li>• <a href="#">Quality Distribution and Measure data now available</a></li></ul>

**RestAPI**

- [New APIs for getting object count associated with a particular transaction](#)

**Documentation**

UI Changes

- [Application Structure Resources - 1.13.x](#)
- [Quality and Excel Download and show-more](#) option for "Impacted Transaction" and "Impacted Objects with Violation" section
- [Report Status filter](#) added for "Impacted Objects with Violation" table
- [Server Rules ID](#) available in Source code viewer
- [User Sessions](#) Application Investigation view from Top Cyclomatic complexity High fanout and Top Cyclomatic complexity Low documentation reports available as [Miscellaneous Reports](#)

## Updates

Various minor improvements to **Security Resources - 1.13.x** to improve output for:

- [Application Investigation view - Impacted transactions](#) (Show More, Export to Excel)
- [Transaction Investigation view - Impacted objects with violations](#) (Show More, Export to Excel, Status information)
- [Objects Violations Count URI](#) added to get total count for objects that are associated with a particular transaction

## Resolved issues

No customer bugs fixed in this release.




## Updates

### Drill-down column for Top Cyclomatic Complexity miscellaneous reports

For the **Top Cyclomatic complexity High fanout** and **Top Cyclomatic complexity Low documentation** reports available as **Miscellaneous Reports** a new drill down icon has been added, which, when clicked will drill down to the specific object in the **Application Investigation view**:

Report Category **Miscellaneous Repor...** Report Type **Top cyclomatic comp...**

**Top cyclomatic complexity \* High fanout**


OBJECT NAME LOCATION	CYCLOMATIC COMPLEXITY	FAN-OUT	
[c:\jenkins7_slave\workspace\CAIP_T ... T\Deploy\Big Ben\Presales\PROG-BATCH].COCPB10	633	3	→ 
[c:\jenkins7_slave\workspace\CAIP_T ... T\Deploy\Big Ben\Presales\PROG-BATCH].CSVAB44	607	5	→ 
[c:\jenkins7_slave\workspace\CAIP_T ... T\Deploy\Big Ben\Presales\PROG-BATCH].COCHB10	587	5	→ 

## Rule ID added to source code view

The **rule ID** has been added below the rule name in the source code viewer:


**Source code**

2 defect(s) have been found on this violation, 2 defect(s) loaded  
Code unchanged and violation unchanged since the last snapshot analysis

 **Avoid accessing SAP standard Tables in modification from custom code**  
**Rule ID: 7670**

**Source code**

2 defect(s) have been found on this violation, 2 defect(s) loaded  
Code unchanged and violation unchanged since the last snapshot analysis

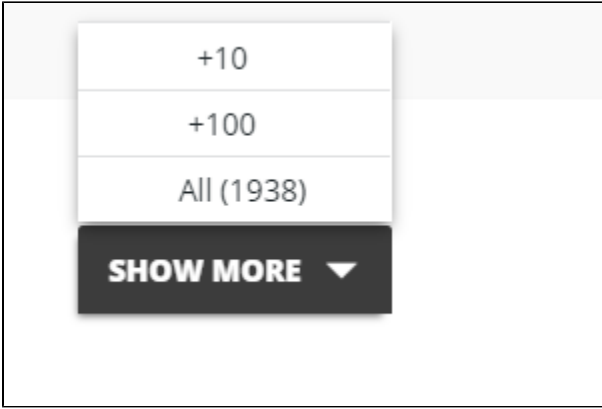
 **Avoid using CALL FUNCTION without error handling**  
**Rule ID: 8120**

## Application Investigation view - Impacted transactions

The **Impacted transactions table** in the **Application Investigation** view has been updated as follows:

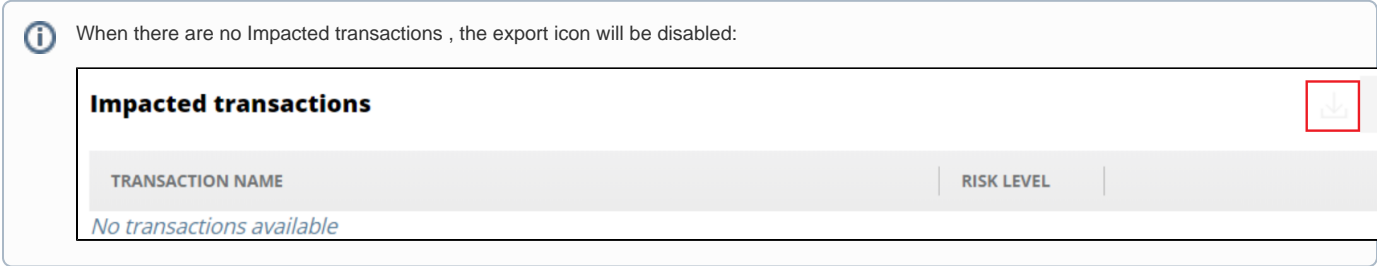
### Show more button

Pagination has been introduced so that Impacted transactions can be listed in sets of '10', '100' and 'All' using the **Show More** button. By default the dashboard will display 10 impacted transactions:



### Export Impacted transaction list

The ability to export/download the list of **Impacted transactions** to an Excel format file has been added via a download icon located at the top of the table:

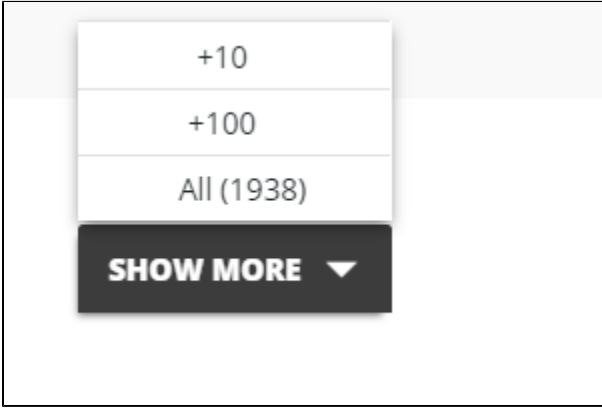


### Transaction Investigation view - Impacted objects with violations

The **Impacted objects with violations** table in the **Transaction Investigation** view has been updated as follows:

#### Show more button

Pagination has been introduced so that Impacted objects with violations can be listed in sets of '10', '100' and 'All' using the **Show More** button. By default the dashboard will display 10 impacted objects with violations:



#### Sortable Status column

The **Status** column has been improved to allow filtering by status of the impacted object: **All Statuses**, **Added**, **Updated** and **Unchanged**:

**STATUS** ▼ #V


Select a filter

- All statuses**
- Added
- Updated
- Unchanged

### Export Impacted objects with violations list

The ability to export/download the list of **Impacted objects with violations** to an Excel format file has been added via a download icon located at the top of the table:

**Impacted objects with violations**  ×

 When there are no impacted objects with violation, the export icon will be disabled.