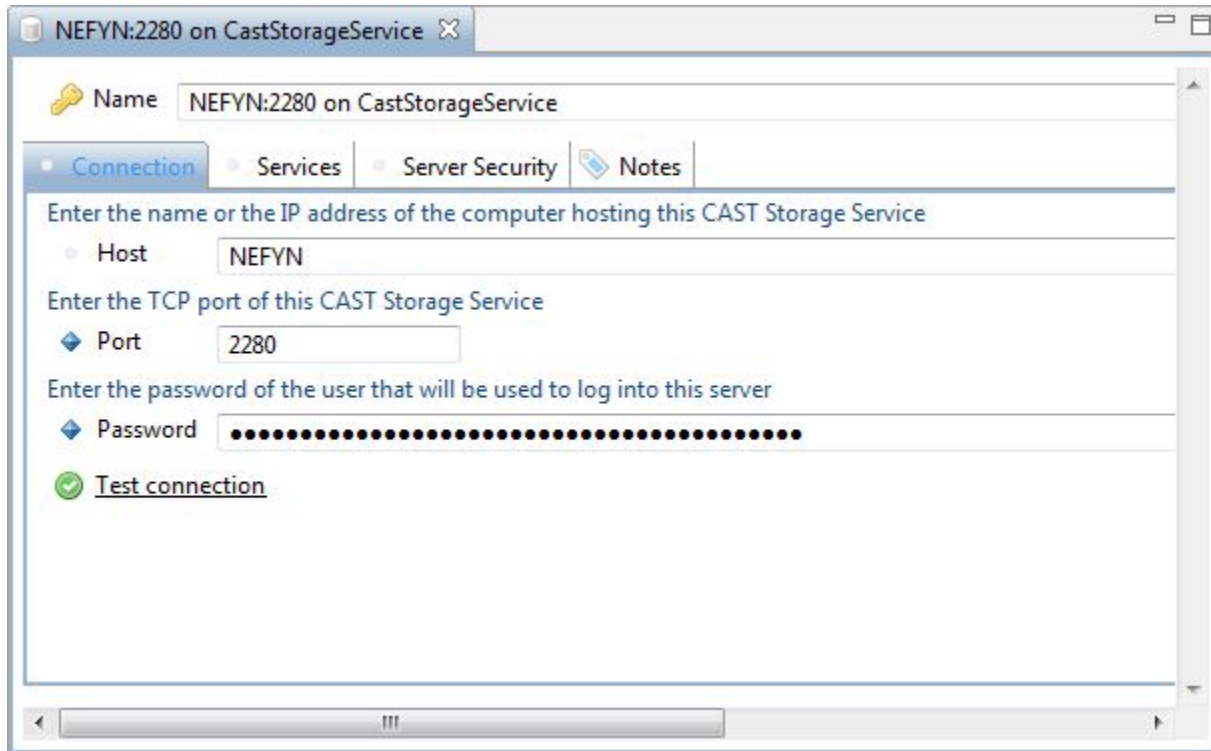


CMS - CAST Storage Service database server editor

CAST Storage Service database server editor



Notes



- Note that **MS SQL Server** database servers support **Analysis / Dashboard / Measurement Services** for use with the CAST Management Studio.
- During the process of connecting to the **Management Service** when [launching the CAST Management Studio](#), the "server" listed in the Connection Profile automatically created by CAST Server Manager for the Management Service, will be **added** by default to the [Services view](#). The **same login credentials** will be used. Please see [CAST Management Studio - Rights](#) for more information about how server access rights and permissions are handled in the CAST Management Studio.

The **CAST Storage Service server editor** contains various tabs and sections. Each is explained below.

| | |
|-------------|---|
| Name | <p>Displays the name of your database server:</p> <ul style="list-style-type: none"> • In the case of newly created database servers, this will be displayed as My <database_type> Server and all other fields will be empty • Database servers that have been automatically defined during the installation process using CAST Server Manager - see the CAST Installation Guide for more information - will be displayed with an auto-generated name (that can be modified). <p>You can edit the field by selecting it and then modifying or replacing as appropriate. Please see Naming constraints for more information.</p> <p>Note that this name does not need to correspond to the host name of your server. However, for ease of recognition, CAST recommends using a naming convention which can be easily understood.</p> |
|-------------|---|

Connection tab


| | |
|-------------|---|
| Host | <p>Displays the host name of your database server. You can also enter an IP address if required. You can edit the field by selecting it and then modifying or replacing as appropriate.</p> |
| Port | <p>Displays the port number for accessing your database. You can edit the field by selecting it and then modifying or replacing as appropriate. Default RDBMS port settings are as follows:</p> <ul style="list-style-type: none"> • CAST Storage Service 2 > 2280 <p> Notes</p> <ul style="list-style-type: none"> • The port number may have been manually altered during the CAST Storage Service installation. |

| | |
|--|---|
| Password | <p>Displays the password (in encrypted format) that corresponds to your Operator login. You can edit the field by selecting it and then modifying or replacing as appropriate.</p> <p> Notes</p> <ul style="list-style-type: none"> • Please see CAST Management Studio - Rights for more information about how server access rights and permissions are handled in the CAST Management Studio. |
|  Test Connection | See Test connection for more information. |


Services tab

This section displays all **Services** currently available on the target database server:


| Type | Name | Version | Corporate Name | Assessment Model | Productivity file |
|-------------------|---------------------|---------|----------------|------------------------|-------------------|
| Dashboard Service | contrex_central | 7.1.0.1 | My Corporate | CAST 7.1.0 Assessme... | |
| Analysis Service | contrex_local | 7.1.0.1 | | | |
| Dashboard Service | contrextest_central | 7.1.0.1 | My Corporate | | |
| Analysis Service | contrextest_local | 7.1.0.1 | | | |

| | |
|---|---|
| Type | Indicates whether the service is a Dashboard or Analysis Service. |
| Name | This field displays the corresponding server database/schema name for the service. |
| Version | Displays the version of your service as installed in CAST Server Manager. |
| Corporate Name | Displays the name of the "Corporate" item, as defined in the Dashboard Service editor . |
| Assessment Model | Displays the name of the Assessment Model assigned to the selected service, as defined in the Dashboard Service editor . |
| Background Facts file | Displays the name of the Background Facts file assigned to the selected service, as defined in the Dashboard Service editor . For more information about this, please see: Configuring the Background Facts upload file . |
| Active for the current Management Service | Displays information about the status of the Measurement Service and whether it is consolidating snapshot data for all Dashboard Services that are associated with the parent Management Service. |
|  Discover | See Discover for more information. |

Notes

- **Double clicking** an item in the list will open the corresponding editor
- **Right clicking** an item in the list and then selecting **Edit** will open the corresponding editor (the right click menu also contains other options - these options are explained in the [Services view](#)).
- Selecting an item in the list and then clicking the  button will open the corresponding editor

Server Security tab

 Note that in CAST AIP 8.3.12, the **Server Security** tab has been removed, as such, it is no longer possible to change the **operator** and **guest** user passwords for the associated CAST Storage Service.

This tab enables you to change the default passwords assigned to the "operator" and "guest" accounts on the CAST Storage Service. CAST only recommends doing so if you know what you want to achieve.



| | |
|-----------------------------------|---|
| Change "operator" password | See Change Operator and Guest passwords . |
| Change "guest" password | See Change Operator and Guest passwords . |

Notes tab

The **Notes tab** is simply an area that you can use to make notes or remarks about the selected item.

Editor buttons

The following buttons are available in the view:

| | |
|---|--|
|  | Minimize > Minimize the entire window |
|  | Maximize > Maximize the entire window |

