

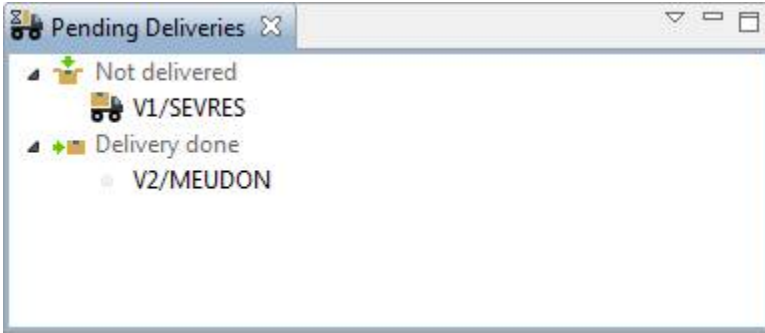
# CMS - Pending Deliveries view

## Pending Deliveries view





This section provides a detailed description of the **Pending Deliveries view**. This view provides a means for you to manage versions of source code deliveries for specific Applications that have been created with the CAST Delivery Manager tool. It enables you to view the current state of the source code deliveries.

### Notes

- The Pending Deliveries view will not contain any Pending Deliveries immediately following a new installation.



### Key

 <b>Not delivered</b>	<p>These are items that have <b>not been delivered</b> (Version/Application) - they have been created but have not yet been "closed". In other words, these are Versions and Applications that have been created in the CAST Delivery Manager Tool and are pending and "open" in the Source Code Delivery folder waiting to be fully configured.</p> <p>Items in this category will be marked with the  icon.</p> <p>Items will not move from this position until the <b>Deliver</b> button is selected in the CAST Delivery Manager Tool:</p> 
 <b>Delivery done</b>	<p>These are items that have been <b>delivered</b>, but have not yet been <b>Accepted</b> (see the <a href="#">Delivery tab</a> in the <a href="#">Application editor</a>). In other words, these are Versions and Applications that have been created in the CAST Delivery Manager Tool and are pending in the Source Code Delivery folder waiting to be <b>Accepted</b>.</p> <p>The <b>Close Delivery</b> button has already been selected in the CAST Delivery Manager Tool (see image above).</p>





### Shortcut menu

The following shortcut menu items are available in the view, depending on the item you right click:

#### Items waiting to be delivered




	<b>Manage the delivery</b>	Use this option to launch the <a href="#">CAST Delivery Manager Tool</a> so that you can package your source code Version.
---	----------------------------	--

#### Items delivered

	<b>Manage the delivery</b>	Use this option to launch the <a href="#">CAST Delivery Manager Tool</a> so that you can package your source code Version.
	<b>Accept Delivery</b>	Use this option to <b>Accept</b> (see the <a href="#">Delivery tab</a> in the <a href="#">Application editor</a> ) the source code Delivery. The Delivery will disappear from the Pending Deliveries view. You can now administer the Delivery in the <a href="#">Application editor</a> ( <a href="#">Delivery tab</a> ).
	<b>Reject Delivery</b>	Use this option to <b>Reject</b> (see the <a href="#">Delivery tab</a> in the <a href="#">Application editor</a> ) the source code Delivery - this will send the Delivery back into the <b>Not delivered</b> category where a Delivery Manager will need to re-configure the Delivery.
	<b>Accept delivery and use it as current version</b>	Use this option to <b>Accept the delivery</b> and <b>Set as current version</b> in one go. See the <a href="#">Delivery tab</a> in the <a href="#">Application editor</a> for more information.

## View buttons

The following buttons are available in the view:

	<b>View Menu</b> > Alternative method for accessing toolbar buttons
	<b>Minimize</b> > Minimize the entire window
	<b>Maximize</b> > Maximize the entire window

## See Also

[Applications view](#) | [Technologies view](#)

