

# SAP ABAP - Analysis results

- [What results can you expect?](#)
  - [Objects](#)
  - [SAP objects](#)
  - [BAPI objects](#)
  - [Web Dynpro for ABAP](#)
  - [Links](#)


























**Summary:** This document provides information about the analysis results you can expect from a SAP ABAP analysis.


## What results can you expect?

Once the analysis/snapshot generation has completed, you can view the results in the normal manner (for example via CAST Enlighten):






### Objects



|   |                      |
|---|----------------------|
|    | ABAP Alias           |
|    | ABAP Badi            |
|   | ABAP Class           |
|  | ABAP Class Pool      |
|  | ABAP Constructor     |
|  | ABAP Event           |
|  | ABAP Event Block     |
|  | ABAP Event Method    |
|  | ABAP File Level Code |
|  | ABAP Form            |
|  | ABAP Function (*RFC) |
|  | ABAP Function Pool   |
|  | ABAP Include         |

|   |                        |
|---|------------------------|
|    | ABAP Interface         |
|    | ABAP Interface Pool    |
|    | ABAP Macro             |
|    | ABAP Member            |
|    | ABAP Method            |
|    | ABAP Module            |
|    | ABAP Module Pool       |
|    | ABAP Package           |
|    | ABAP Program           |
|    | ABAP Type Pool         |
|   | ABAP Unresolved Folder |
|  | ABAP Unresolved Object |
|  | ABAP User Exit         |

 (\*RFC): When using the [CAST SAP Extractor NG](#) (v. 8.2.0), the **remote** attribute is managed at ABAP function level. Please see [Can the extractor extract remote function modules?](#) for more details.

## SAP objects



|   |                        |
|---|------------------------|
|  | ABAP Processing Screen |
|  | ABAP Selection Screen  |
|  | SAP Project            |
|  | SAP Table              |
|  | SAP Transaction        |

|   |                                |
|---|--------------------------------|
|  | SAP View                       |
|  | SAP CDS View (AIP Core 8.3.38) |

## BAPI objects

|   |                |
|---|----------------|
|  | BAPI           |
|  | BAPI Attribute |
|  | BAPI Event     |
|  | BAPI Key Field |
|  | BAPI Method    |

## Web Dynpro for ABAP

|   |                                 |
|---|---------------------------------|
|   | Web Dynpro Action               |
|  | Web Dynpro Application          |
|  | Web Dynpro Attribute            |
|  | Web Dynpro Component            |
|  | Web Dynpro Component Controller |
|  | Web Dynpro Event Handler        |
|  | Web Dynpro Inbound Plugin       |
|  | Web Dynpro Interface Controller |
|  | Web Dynpro Interface View       |
|  | Web Dynpro Method               |
|  | Web Dynpro Outbound Plugin      |
|  |                                 |

|   |                            |
|---|----------------------------|
|  | Web Dynpro Supply Function |
|  | Web Dynpro View            |
|  | Web Dynpro Window          |

## Links

| Link type         |   | When is this type of link created?  | Example  |
|-------------------|---|---|--|
| <b>ACCESS</b>     | <b>EXEC</b>   | This link is created when a piece of code calls a method.   | <code>CALL METHOD oref-&gt;method1...</code>   |
|                   | <b>MEMBER</b>   | This link is created when an object make an access to a member of another object.   | <code>METHOD mymethod.<br/>WRITE ref-&gt;attr<br/>ENDMETHOD.</code>  |
|                   | <b>READ</b>   | This link is created when an object reads a value of another object.  | <code>METHOD mymethod.<br/>X = ref-&gt;attr<br/>ENDMETHOD.</code>  |
|                   | <b>WRITE</b>  | This link is created when an object modifies a value of another object.   | <code>METHOD mymethod.<br/>ref-&gt;attr = 10<br/>ENDMETHOD.</code>   |
| <b>BELONGS TO</b> | This link is created when one object belongs to another object. | <code>report abapReport<br/>Function f<br/>Endfunction</code><br><br>(f belongs to abapReport).                           |  |
| <b>CALL</b>       |   | This link is used to describe a function that is called in a code block.  | <code>Function f<br/>Perform g<br/>Endfunction</code><br><br>(f calls g)   |
|                   |   | This link is created when a SAP transaction calls another SAP transaction.  | This information is extracted from the SAP system.   |
|                   |   | This link is created when a SAP transaction calls the processing screen or the selection screen of an ABAP program.       | This information is extracted from the SAP system.   |
|                   |   | This link is created when an ABAP program calls a SAP transaction.  | <code>CALL TRANSACTION SA10 AND SKIP<br/>FIRST SCREEN.<br/>...<br/>LEAVE TO TRANSACTION SA10.</code>   |
|                   |   | This link is created when an event block of a screen calls an ABAP module.  | <code>PROCESS BEFORE OUTPUT.<br/>MODULE STATUS_0100.<br/>*<br/>PROCESS AFTER INPUT.<br/>CHAIN.<br/>FIELD: SDYN_CONN-CITY,<br/>SDYN_CONN-COUNTRY,<br/>SDYN_CONN-CARID, SDYN_CONN-<br/>MARK.<br/>MODULE USER_COMMAND.<br/>ENDCHAIN.</code> |
|                   | This link is created when an ABAP component calls a screen.     | This information is extracted from the SAP system.  |  |
| <b>INCLUDE</b>    |   | This link is used when a file includes another file.  | <code>Report abapReport<br/>Include include_name</code>  |
| <b>INHERIT</b>    | <b>EXTEND</b>   | This link is created from a class A to a class B if A inherits B.   | <code>CLASS subclass DEFINITION<br/>INHERITING FROM superclass.<br/>ENDCLASS.</code>   |
|                   | <b>OVERRIDE</b>   | If a method of a class overrides a method belonging to a parent class, then this link is created between the two methods. | <code>METHODS mymethod REDEFINITION.</code>  |

|                  |  |   |  |
|------------------|--|---|--|
| <b>IMPLEMENT</b> | This link is created from a class to an interface when the class implements this interface.  | <pre> CLASS myclass DEFINITION. PUBLIC SECTION. INTERFACES: interf1, interf2 ... ENDCLASS. </pre>   |  |
|                  | If a class implements an interface, this link is also created between the method belonging to the class and the corresponding method belonging to the interface. | <pre> INTERFACE status. METHODS write. ENDINTERFACE.  CLASS counter DEFINITION. PUBLIC SECTION. INTERFACE status. ... ENDCLASS.  CLASS counter IMPLEMENTATION. METHOD status-write. ... ENDMETHOD. ... ENDCLASS. </pre> |  |
| <b>RAISE</b>     | This link is created when a method activates an event.   | RAISE EVENT evt EXPORTING ...   |  |
| <b>RELY ON</b>   | This link is created when a method is a handler for an event.  | <pre> METHODS handler FOR EVENT evt OF {class interf} IMPORTING ... ei ...[sender]. </pre>  |  |
| <b>USE</b>       | -  | This link is created when a processing screen or a selection screen is used in conjunction with an ABAP program.  | This information is extracted from the SAP system. |
|                  | -  | This link is created when a SAP transaction calls an ABAP program.  | This information is extracted from the SAP system. |
|                  | -  | This link is created when an ABAP component calls a screen.   | This information is extracted from the SAP system. |
|                  | -  | This link is created when a processing screen or a selection screen is used in conjunction with an ABAP program.  | This information is extracted from the SAP system. |
|                  | <b>SELECT</b>  | This link is used when a code block contains an SQL request with a select statement (in the case of embedded SQL or native SQL).  | Report abapReport<br>Select col from table         |
|                  | <b>UPDATE</b>  | This link is used when a code block contains an SQL request with an update statement (in the case of embedded SQL or native SQL).   | Report abapReport.<br>Update table set col='a'     |
|                  | <b>DELETE</b>  | This link is used when a code block contains an SQL request with a delete statement (in the case of embedded SQL or native SQL).  | Report abapReport<br>Delete from table             |
|                  | <b>INSERT</b>  | This link is used when a code block contains an SQL request with an insert (in the case of embedded SQL or native SQL).   | Report abapReport<br>Insert into table values vals |