

CAST Extend website

- [Introduction](#)
- [Sign In](#)
- [Register for access](#)
- [Account Management](#)
 - [Profile](#)

 **Summary:** this page provides an explanation of the **CAST Extend Website:** <https://extend.castsoftware.com>

 CAST Extend is not supported when using **Internet Explorer**.

Introduction

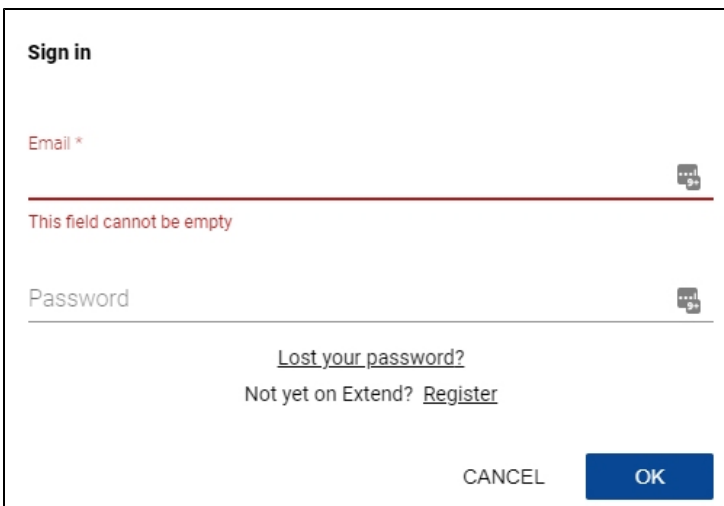
The **CAST Extend website** is the main "hub" for managing extensions. Extensions can be **downloaded** (official and custom) and **uploaded** (custom) in a modern graphical interface accessible in your browser. Access requires registration but is open to all active/current CAST customers and CAST partners. If you require a temporary account, please [contact CAST Support](#).

Sign In

Before you can download/upload an extension using the CAST Extend website, you must first **Sign In** with your unique login/password. To do so, click the **Sign In** button in the top right corner of the CAST Extend home screen:



A new screen will be displayed in which you can either **enter your user name and password** (if you have already registered), or [register for access](#) if you have not already done so:

A white rectangular form titled "Sign in". It contains two input fields: "Email *" and "Password". The "Email *" field has a red error message below it: "This field cannot be empty". Below the "Password" field, there are two links: "Lost your password?" and "Not yet on Extend? Register". At the bottom right of the form are two buttons: "CANCEL" and "OK".

Click **OK** to sign in.

Register for access

To register for access, click the **Register** button in the top right corner of the CAST Extend home screen (alternatively you can click **Sign In** and then choose **Register**):



Fill in the required fields to create your account and then click Register - note that your email domain name must be preset on a list of valid CAST customer domains before you can register. If you are unable to register due to this, please contact CAST Support.

Create a new account

Already has an account, click here to [Sign in](#)

First Name * 🔒

Last Name *

Email *

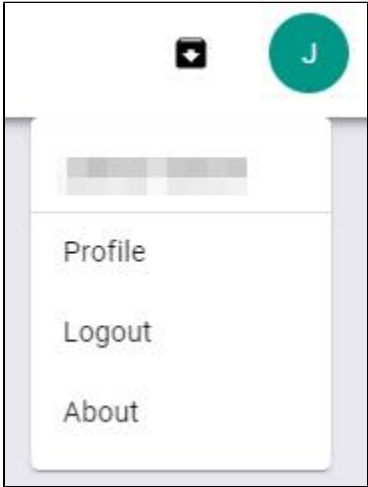
Password * 👁


REGISTER

An email will be sent to your chosen email address when you click the **Register** button. Please make sure that you click the link contained in the email to ensure that your registration is processed correctly:

Account Management

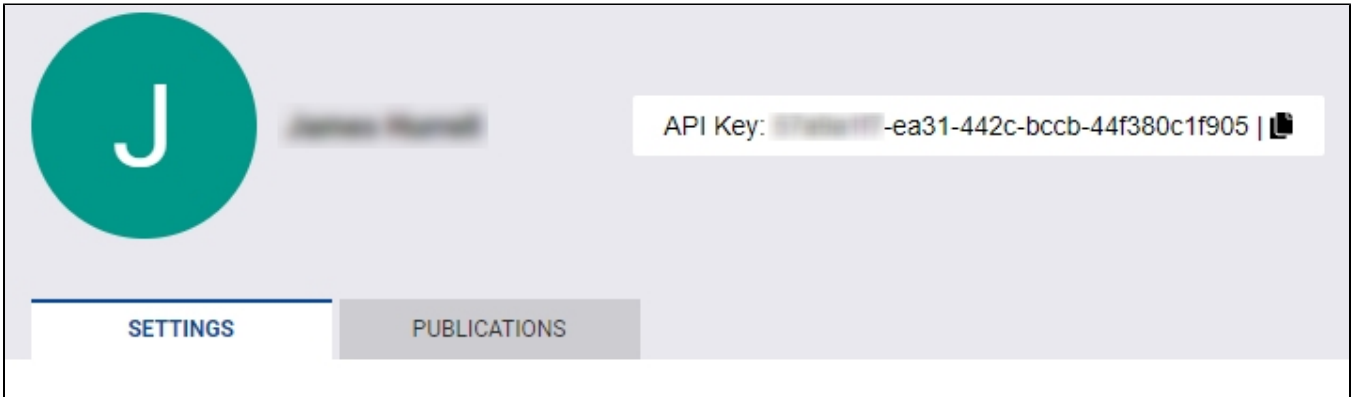
Clicking your login name in the top right corner will display a screen enabling you to manage your account:

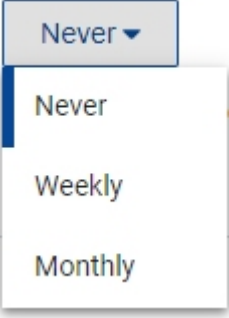




Option	Description
Profile	Use this option to update and change your CAST Extend profile and various other settings.
Logout	Click to log out of CAST Extend.
About	Displays the current release number for CAST Extend.
	Use this option to create a new package to update CAST Extend Offline with new content .

Profile

The Profile option enables you to update various settings related to your account:



API Key	The API key uniquely identifies your account and is required if you want to use a command line script to upload extensions for sharing with others.								
Settings tab	Contains profile update settings: <table border="1"><tr><td>Upload new avatar</td><td>Upload an image file to replace the icon used to identify you throughout CAST Extend.</td></tr><tr><td>My info</td><td>Update the First and Last names associated with your account.</td></tr><tr><td>Subscriptions</td><td>CAST Extend can be configured to periodically send out emails containing information about the latest releases available in CAST Extend. By default this email notification will never be sent out, however, you can update the settings to send out email: </td></tr><tr><td>Change password</td><td>Update your account password.</td></tr></table>	Upload new avatar	Upload an image file to replace the icon used to identify you throughout CAST Extend.	My info	Update the First and Last names associated with your account.	Subscriptions	CAST Extend can be configured to periodically send out emails containing information about the latest releases available in CAST Extend . By default this email notification will never be sent out, however, you can update the settings to send out email: 	Change password	Update your account password.
Upload new avatar	Upload an image file to replace the icon used to identify you throughout CAST Extend.								
My info	Update the First and Last names associated with your account.								
Subscriptions	CAST Extend can be configured to periodically send out emails containing information about the latest releases available in CAST Extend . By default this email notification will never be sent out, however, you can update the settings to send out email: 								
Change password	Update your account password.								
Publications tab	This tab enables you to Manage uploaded extensions .								