





CAST Architecture Checker - Action menu

This section provides a detailed description of the contents of the **Action menu** within the CAST Architecture Checker:

Menu	Description
Connect and select application	Enables you to connect to a CAST Management Service to work online and check the model interactively. See Connect and select application for more information.
Change application	Use this option to change the Application against which you are checking the model. See Change application for more information.
Create layers from User Defined Module selection	Enables you to automatically create layers from Modules. See Using the Action menu options to automatically create layers for more information.
Create all layers based on application User Defined Modules	<div style="border: 1px solid #ccc; border-radius: 5px; padding: 5px;"> Not applicable when working with Quality Rule Models.</div>
Create layers from Analysis Unit selection	Enables you to automatically create layers from Analysis Units. See Using the Action menu options to automatically create layers for more information.
Create all layers based on application Analysis Units	<div style="border: 1px solid #ccc; border-radius: 5px; padding: 5px;"> Not applicable when working with Quality Rule Models.</div>
Compute all content	This option will check the content of your layers/sets against the contents of the currently selected Application. The CAST Architecture Checker will display the number of objects that match a specific layer or set. See Compute all content for more information.
Check overlapping layers	This option will display a list of objects that are considered to be overlapping, that is, that appear in multiple layers. See Check overlapping layers for more information. <div style="border: 1px solid #ccc; border-radius: 5px; padding: 5px;"> Not applicable when working with Quality Rule Models.</div>
Check model	This option is similar to the Compute all content option - in addition to the results returned by Compute all content, this current option will also return information about violations to the Architecture Model that you have created. See Check model for more information. <div style="border: 1px solid #ccc; border-radius: 5px; padding: 5px;"> Not applicable when working with Quality Rule Models.</div>