

# Health Dashboard - Available information - ISO 5055 - Overview section




- [Introduction](#)
- [Drill down behavior](#)
  - [Single-application level](#)
  - [Multi-application level](#)

## Introduction

 This section will be visible only in Dashboard 1.26 and 2.0.0


The **ISO 5055 (ISO/IEC 5055) Overview** section is available "out of the box" in v. **1.26**. It contains five **tiles** that display information about the entire portfolio of Applications (multi-Application page) or a single Application. Data in these tiles represents the **most recent "grade"** of your Applications for a specific Quality or Sizing measurement in the most recent snapshot. These tiles rely on the presence of the **ISO-5055 Index** extension in your Application to generate the required data, therefore this extension must be installed and a new snapshot generated before the tiles will show any data.

Tile display:

<b>Multi-application</b>	
<b>Single-application</b>	
<b>If the ISO-5055 extension is NOT installed</b>	

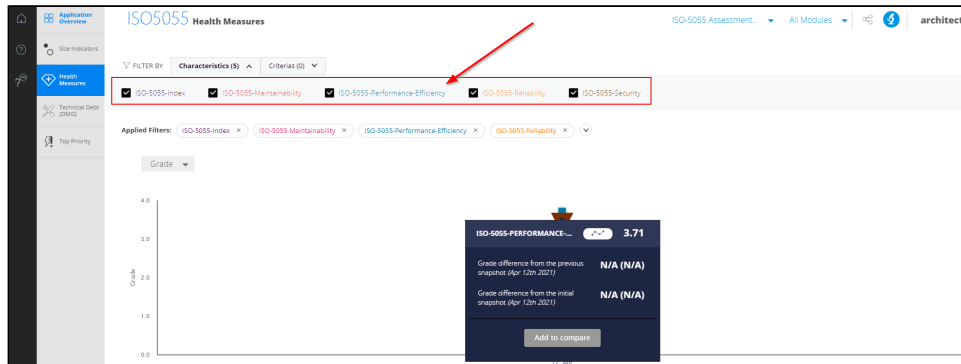
## Drill down behavior

The drill down behavior of ISO 5055 tiles is same as the **Health Measure tiles** drill down behavior. Refer: [Health Dashboard - Available information - Overview section](#).

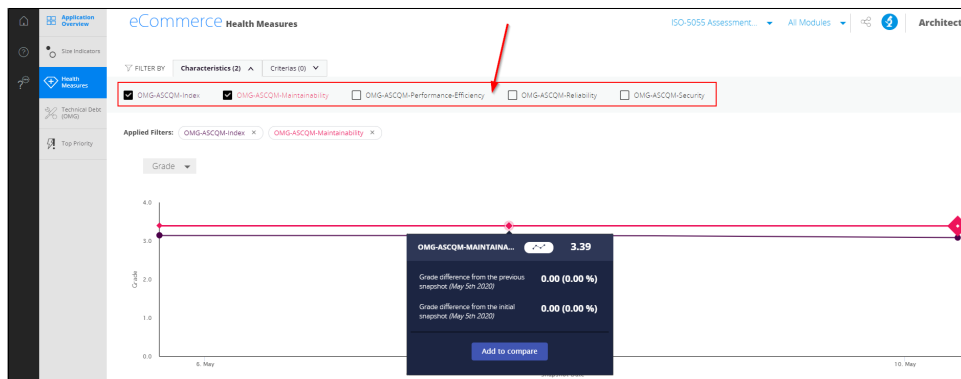
 Drill down is disabled for the tiles with N/A value.

## Single-application level

For Applications that have been analyzed with the ISO-5055 extension, the ISO-5055 metrics are displayed in the single application drill down



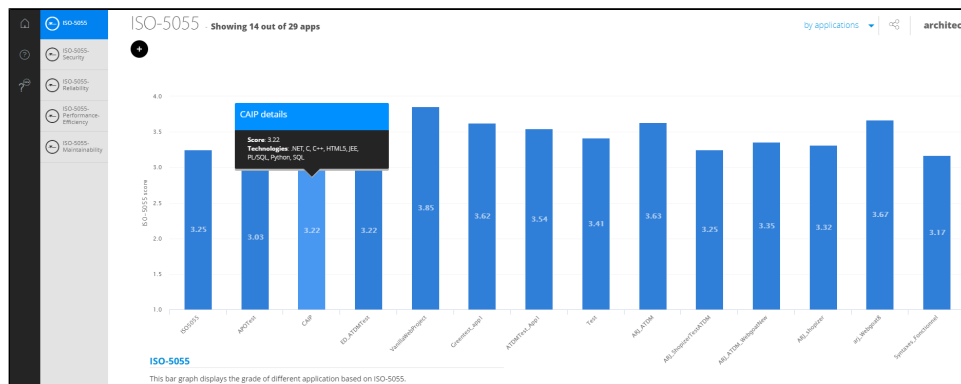
For the apps that have been analyzed with the older OMG-ASCQM extension, the OMG-ASCQM metrics are displayed in the single application drill down.



## Multi-application level

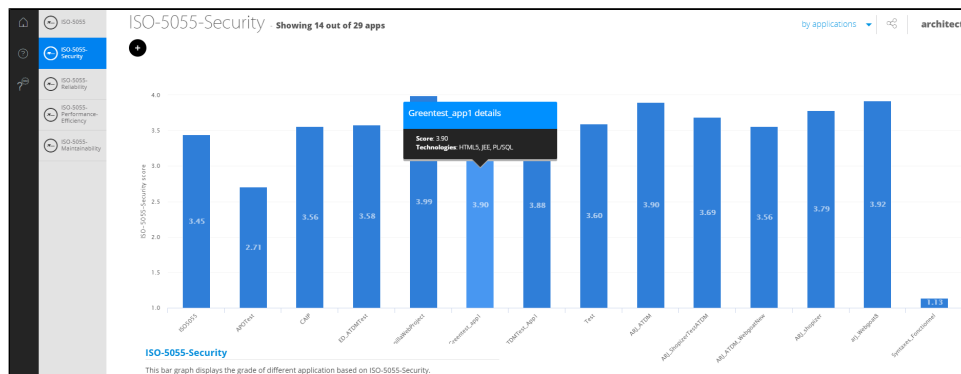
### ISO 5055-INDEX

This bar graph displays the grade of different application based on ISO-5055.



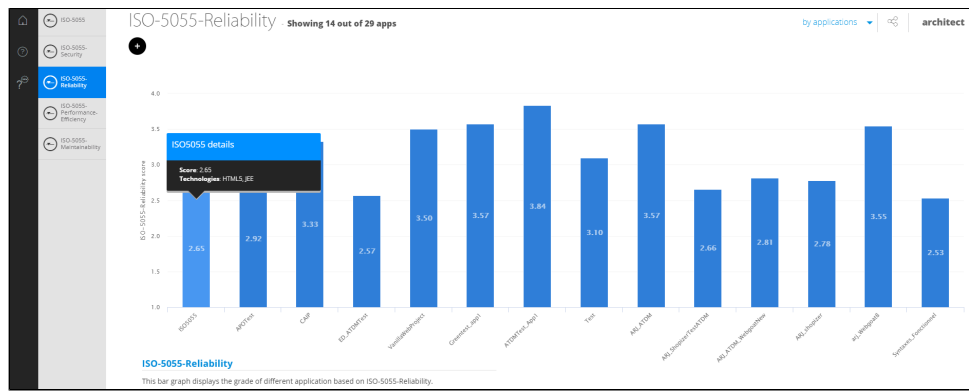
### ISO 5055-SECURITY

This bar graph displays the grade of different application based on ISO-5055-Security.



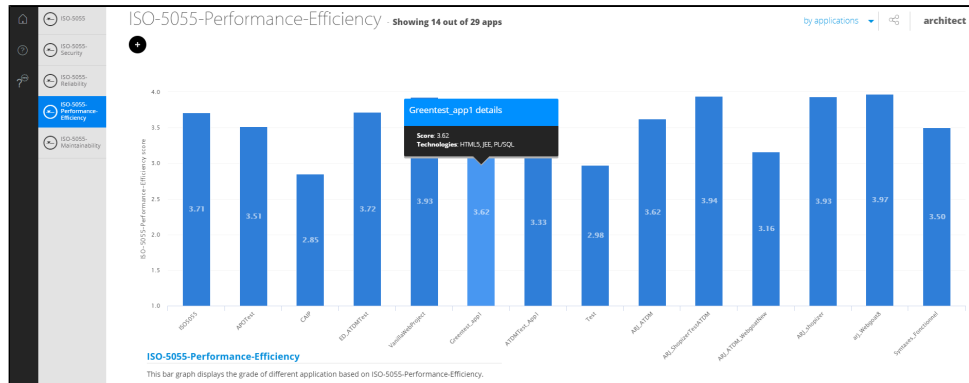
## ISO 5055-RELIABILITY

This bar graph displays the grade of different application based on ISO-5055-Reliability.



## ISO 5055-PERFORMANCE-EFFICIENCY

This bar graph displays the grade of different application based on ISO-5055-Performance-Efficiency.



## ISO 5055-MAINTAINABILITY

This bar graph displays the grade of different application based on ISO-5055-Maintainability.

