








# Upgrade CAST Extend local server

- [Step 1 - Stop existing CAST Extend Proxy service \(CAST\\_ExtendProxy\)](#)
- [Step 2 - Backup existing data](#)
- [Step 3 - Uninstall CAST Extend local server](#)
- [Step 4 - Download and install the new release of CAST Extend local server](#)
- [Step 5 - Stop newly installed CAST Extend local server service \(CAST\\_ExtendProxy\)](#)
- [Step 6 - Copy the existing data to the new release](#)
- [Step 7 - Restart newly installed CAST Extend local server service \(CAST\\_ExtendProxy\)](#)

 **Summary:** step-by-step instructions for **upgrading** CAST Extend Proxy to a new release.

## Step 1 - Stop existing CAST Extend Proxy service (CAST\_ExtendProxy)

Stop the CAST Extend local server Windows Service to ensure a clean upgrade. Use the Microsoft Windows Services panel to ensure the service is stopped:

	CAST Imaging - login service	CAST Imaging - Imaging Login	Manual	Local System
	CAST Imaging - Neo4j Graph Database	Neo4j Graph Database - C:\P...	Manual	Local System
	CAST Imaging - sourcecode service	CAST Imaging - Imaging sou...	Manual	Local System
	<b>CAST_ExtendProxy</b>	<b>CAST Extend Proxy service</b>	<b>Manual</b>	<b>Local System</b>
	CAST_ExtendService	CAST Extend server service	Manual	Local System
	CastStorageService3	Service for Cast CAIP embed...	Manual	Local System
	CastStorageService4	Service for Cast CAIP embed...	Manual	Local System

## Step 2 - Backup existing data

Make a copy of the following folder and save to a different location. This folder contains all the extensions that you have already manually uploaded into CAST Extend local server or have been downloaded automatically:

```
%PROGRAMDATA%\CAST\Extend\packages
```

## Step 3 - Uninstall CAST Extend local server

See [Uninstall CAST Extend local server](#).

## Step 4 - Download and install the new release of CAST Extend local server

See [Install CAST Extend local server](#).

## Step 5 - Stop newly installed CAST Extend local server service (CAST\_ExtendProxy)

Stop the new installation of CAST Extend local server. Use the Microsoft Windows Services panel to ensure the service is stopped.

## Step 6 - Copy the existing data to the new release

Copy the content of the PACKAGES that you backed up in Step 2 in the following path:

```
%PROGRAMDATA%\CAST\Extend\packages
```

## Step 7 - Restart newly installed CAST Extend local server service (CAST\_ExtendProxy)

Restart the new installation of CAST Extend local server using the Microsoft Windows Services panel.